

# Legend













	Existing contour		Asphalt surface treatment		Grass		Long bench seating
	Evergreen trees		Asphalt		Low mass planting		Picnic setting
	Concrete paving		Timber ramp structure		Revegetation		Picnic shelter



Figure 11: Bruce Steer Pool DRAFT Coastal Accessibility Plan

1:500 @ A3