

SMART WATER
ADVICE AND
BEGA VALLEY
SHIRE COUNCIL

HELPING YOU SAVE WATER

Changing one or two habits can make a big difference to conserving the water that is left.

Thank you for reducing water use around the home. Being careful with water helps our community conserve water in local water storages and ensure water availability through dry times. This leaflet has been designed to provide you with some easy ways to save water in your home and garden.

For water saving ideas visit www.begavalley.nsw.gov.au



Permanent waterwise measures are in place permanently across the Bega Valley Shire. Permanent waterwise measures are simple, voluntary, common sense, every day actions for users of town water to help guide the responsible use of water. They include:

- Fixed watering systems should only be used in the early morning or late evening, when evaporation is low
- Fixed watering systems should be positioned to ensure no water from the system ends up on footpaths, driveways or roads, where it is wasted.
- Vehicles and boats should be washed on grassed areas where possible, using a bucket and a hand-held hose only to rinse, to reduce the amount of water used.

Water restrictions may sometimes be needed and replace permanent waterwise measures when introduced. Water restrictions are water use rules for reducing demand when storage levels reach trigger levels defined in our Drought Management Action Plans. Water restrictions are aimed at:

- Reducing water use outdoors by restricting the allowable use of water for gardens and lawns to set times and days, through to no outdoor watering at all
- Encouraging people to take particular care with water use due to low water storage levels

Whether permanent water wise measures or water restrictions apply, your careful and considerate use of water makes a difference. Please use water wisely.



GREAT WATER SAVING TIPS FOR YOUR HOME

A 10 minute shower can use up to 90 litres of water! Try cutting your shower to under 4 minutes. Saving hot water not only saves water but energy and money too.



Fit a water efficient showerhead for a water saving yet still high performance shower experience.




Choose a dual flush toilet to limit the amount of drinkable water you flush.



Turn the tap off when brushing your teeth. Wet your brush and use a glass for rinsing.



Fix dripping taps – a rate of 1 drip per second wastes over 12,000 litres per year.




Fix leaking toilets – a slow barely visible leak can waste over 4,000 litres per year while a visible constant leak can waste over 96,000 litres per year.



Always use a full load in the dishwasher and washing machine to ensure they run as efficiently as possible.



Scrape food scraps off plates rather than rinsing them under the tap.



Wash veggies in a container rather than under a running water.



Look for washing machines that have a four or more WELS star rating (The Water Efficiency Labelling and Standards Scheme).




Gardens and plants should be watered with greywater buckets/cans.



Recycled, greywater and rainwater can be used for gardens. Note rainwater tanks can only be approved by Council and a sign issued if they are stand-alone and not able to be switched to the treated supply.



When you wash your car windows, mirrors and number plates at home, park your car on your grass so any runoff soaks back into the ground. Use a bucket rather than a hose.



Using mulch helps save water by keeping soil cool to reduce evaporation by up to 75%.




Installing a rainwater tank, together with other household water saving devices, can reduce your household water use by up to 25%.



Plant water conservative plants and use only enough water to match the needs of the plants. Try the plant finder at www.smartwatermark.org/smartwateradvice/plant-finder/ to find the best plants for your garden.



Uncovered pools can lose up to 55,000 litres of water annually, through evaporation, which is a big deal. Using a solar pool cover can help you to stop 97% evaporation.



Wet patches on the ground could indicate a possible leaking pipe or water system underground. Call a plumber to fix leaking pipes.



Check out Smart WaterMark approved products and services at www.smartwatermark.org so you can be assured you're using the most water efficient products on the market.



Visit the interactive Blue House at www.smartwatermark.org/blue-house/ for more smart water advice and product recommendations.

GREAT WATER SAVING TIPS FOR YOUR GARDEN