

CONTRACTORS MUST VERIFY ALL DIMENSIONS ON SITE BEFORE COMMENCING ANY WORK OR PREPARING SHOP DRAWINGS

All Architectural drawing sheets to be cross-referenced with other relevant disciplines.

No.	Description	Date



EXISTING AERIAL PHOTOGRAPH

#	Sheet Name	Current Revision	Current Revision Date
A000	COVER SHEET		
A010	EXISTING SURVEY		
A050	SITE PLAN		
A070	WALKWAY DETAIL		
A100	FLOOR PLAN		
A200	ROOF PLAN		
A300	REFLECTED CEILING PLAN		
A400	SECTIONS 1		
A401	SECTIONS 2		
A500	ELEVATIONS 1		
A501	ELEVATIONS 2		
A600	DETAIL SECTIONS 1		
A601	DETAIL SECTIONS 2		
A602	DETAIL SECTIONS 3		
A700	DETAIL FLOOR PLAN AND ELEVATIONS 1		
A701	DETAIL FLOOR PLAN AND ELEVATIONS 2		
A702	DETAIL ELEVATIONS 3		
A703	DETAIL ELEVATIONS 4		
A800	MISC DETAILS		
A850	SLIDING SCREEN DETAILS		
A900	COLOURBOARD		
A1000	WINDOW AND DOOR SCHEDULE		
A3000	PERSPECTIVES 1		
A3001	PERSPECTIVES 2		

**CC/ TENDER ISSUE**

 <b>FACILITY DESIGN GROUP</b> Architecture & Construction	19 THE TERRACE CAMBEWARRA NSW 2540 PH: 02 4666 0777 E: info@fdg.com.au WEB: www.fdg.com.au DO NOT SCALE OFF DRAWINGS. WORK TO FIGURED DIMENSIONS ONLY. VERIFY DIMENSIONS ON SITE PRIOR TO COMMENCING WORK. <b>NOMINATED ARCHITECT: STEPHEN JOHANSSON - NSW REG No. 7168</b>	PROJECT <b>WANDELLA HALL</b> LOT 171 & LOT 179, DP 752164 WANDELLA ROAD	CLIENT 	DRAWING TITLE <b>COVER SHEET</b>	
		THIS DRAWING IS COPYRIGHT & IS THE PROPERTY OF FACILITY DESIGN GROUP PTY LTD		DRAWING No. <b>A000</b> A3 PRINT SIZE SCALE DATE 31.5.22 JOB No. W332 REVISION	

CONTRACTORS MUST VERIFY ALL DIMENSIONS ON SITE BEFORE COMMENCING ANY WORK OR PREPARING SHOP DRAWINGS

All Architectural drawing sheets to be cross-referenced with other relevant disciplines.

No.	Description	Date



**EXISTING SURVEY**

1 : 300

- LEGEND:
- DENOTES FENCING
  - DENOTES TOP OF BANK
  - - - DENOTES BOTTOM OF BANK
  - DENOTES OVERHEAD POWER/POLE

**CC/ TENDER ISSUE**



19 THE TERRACE  
CAMBEWARRA NSW 2540  
PH: 02 4666 0777  
E: info@fdg.com.au WEB: www.fdg.com.au  
DO NOT SCALE OFF DRAWINGS. WORK TO FIGURED DIMENSIONS ONLY.  
VERIFY DIMENSIONS ON SITE PRIOR TO COMMENCING WORK.  
NOMINATED ARCHITECT: STEPHEN JOHANSSON - NSW REG No. 7168

PROJECT  
WANDELLA HALL  
LOT 171 & LOT 179, DP 752164 WANDELLA ROAD

THIS DRAWING IS COPYRIGHT & IS THE PROPERTY OF FACILITY DESIGN GROUP PTY LTD

CLIENT



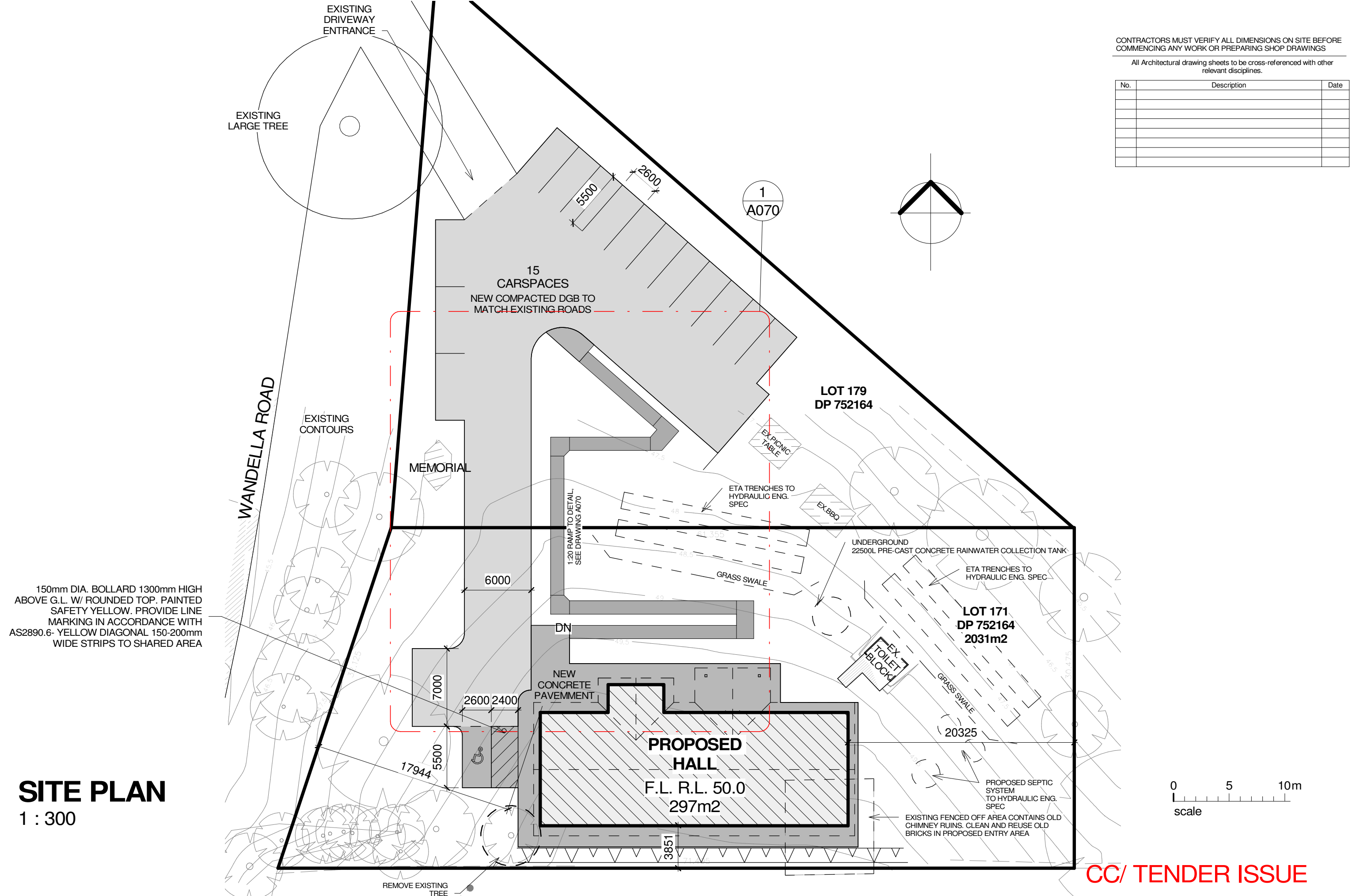
DRAWING TITLE  
EXISTING SURVEY

DRAWING No.	A010	A3 PRINT SIZE	REVISION
SCALE 1 : 300	DATE 31.5.22	JOB No. W332	

CONTRACTORS MUST VERIFY ALL DIMENSIONS ON SITE BEFORE COMMENCING ANY WORK OR PREPARING SHOP DRAWINGS

All Architectural drawing sheets to be cross-referenced with other relevant disciplines.

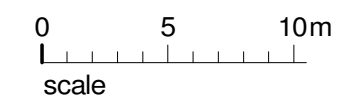
No.	Description	Date



150mm DIA. BOLLARD 1300mm HIGH ABOVE G.L. W/ ROUNDED TOP. PAINTED SAFETY YELLOW. PROVIDE LINE MARKING IN ACCORDANCE WITH AS2890.6- YELLOW DIAGONAL 150-200mm WIDE STRIPS TO SHARED AREA

# SITE PLAN

1 : 300



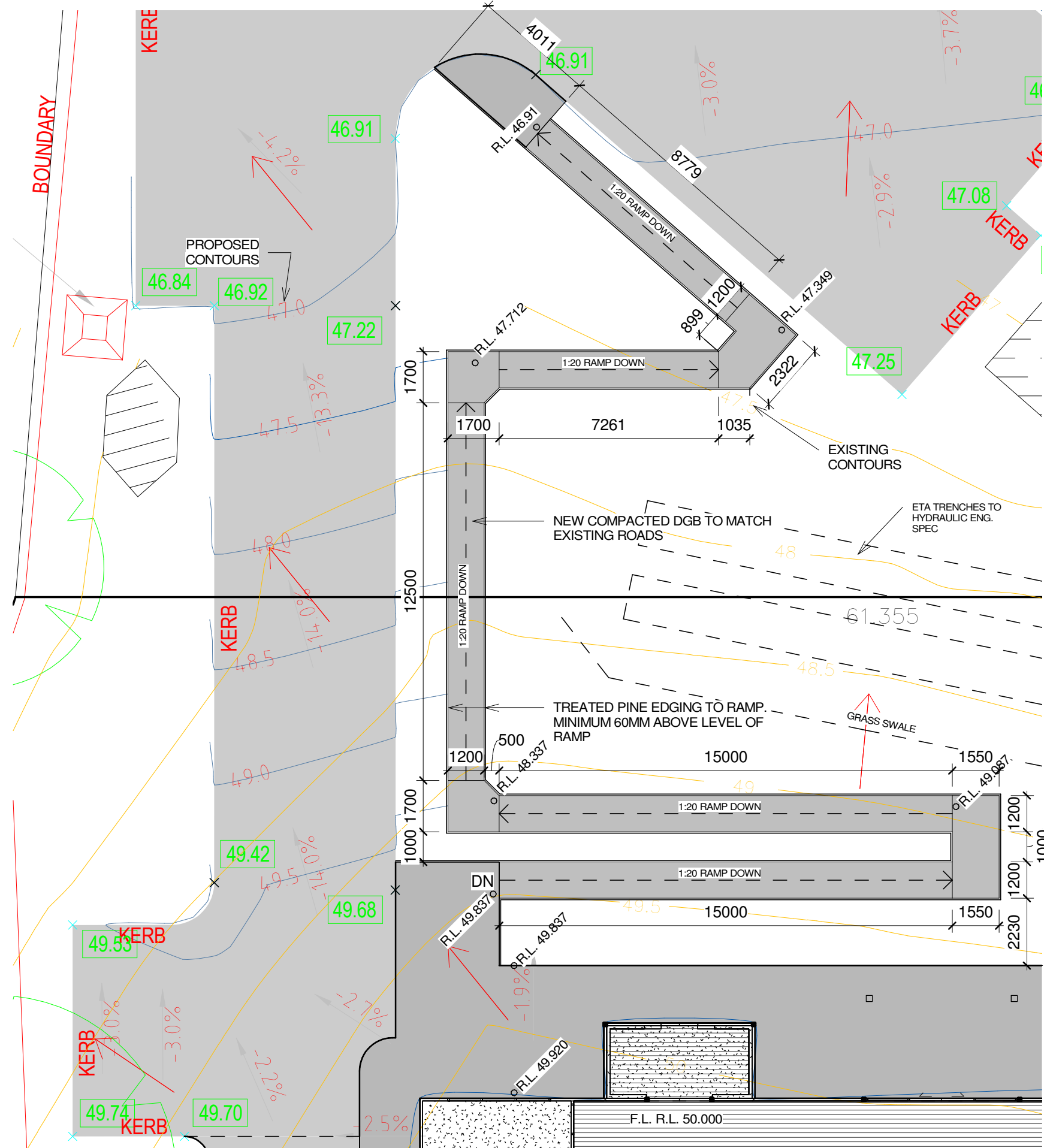
**CC/ TENDER ISSUE**

<b>FACILITY DESIGN GROUP</b> Architecture & Construction	19 THE TERRACE CAMBEWARRA NSW 2540 PH: 02 4666 0777 E: info@fdg.com.au WEB: www.fdg.com.au DO NOT SCALE OFF DRAWINGS. WORK TO FIGURED DIMENSIONS ONLY. VERIFY DIMENSIONS ON SITE PRIOR TO COMMENCING WORK. NOMINATED ARCHITECT: STEPHEN JOHANSSON - NSW REG No. 7168	PROJECT WANDELLA HALL LOT 171 & LOT 179, DP 752164 WANDELLA ROAD	CLIENT bega valley shire council	DRAWING TITLE SITE PLAN	
		THIS DRAWING IS COPYRIGHT & IS THE PROPERTY OF FACILITY DESIGN GROUP PTY LTD	SCALE 1 : 300	DRAWING No. <b>A050</b> DATE 31.5.22	A3 PRINT SIZE JOB No. W332

CONTRACTORS MUST VERIFY ALL DIMENSIONS ON SITE BEFORE COMMENCING ANY WORK OR PREPARING SHOP DRAWINGS

All Architectural drawing sheets to be cross-referenced with other relevant disciplines.

No.	Description	Date



**SITE PLAN - Callout 1**  
sheet ref A050 1:150

**CC/ TENDER ISSUE**



19 THE TERRACE  
CAMBEWARRA NSW 2540  
PH: 02 4666 0777  
E: info@fdg.com.au WEB: www.fdg.com.au  
DO NOT SCALE OFF DRAWINGS. WORK TO FIGURED DIMENSIONS ONLY.  
VERIFY DIMENSIONS ON SITE PRIOR TO COMMENCING WORK.  
NOMINATED ARCHITECT: STEPHEN JOHANSSON - NSW REG No. 7168

PROJECT  
WANDELLA HALL  
LOT 171 & LOT 179, DP 752164 WANDELLA ROAD

THIS DRAWING IS COPYRIGHT & IS THE PROPERTY OF FACILITY DESIGN GROUP PTY LTD

CLIENT



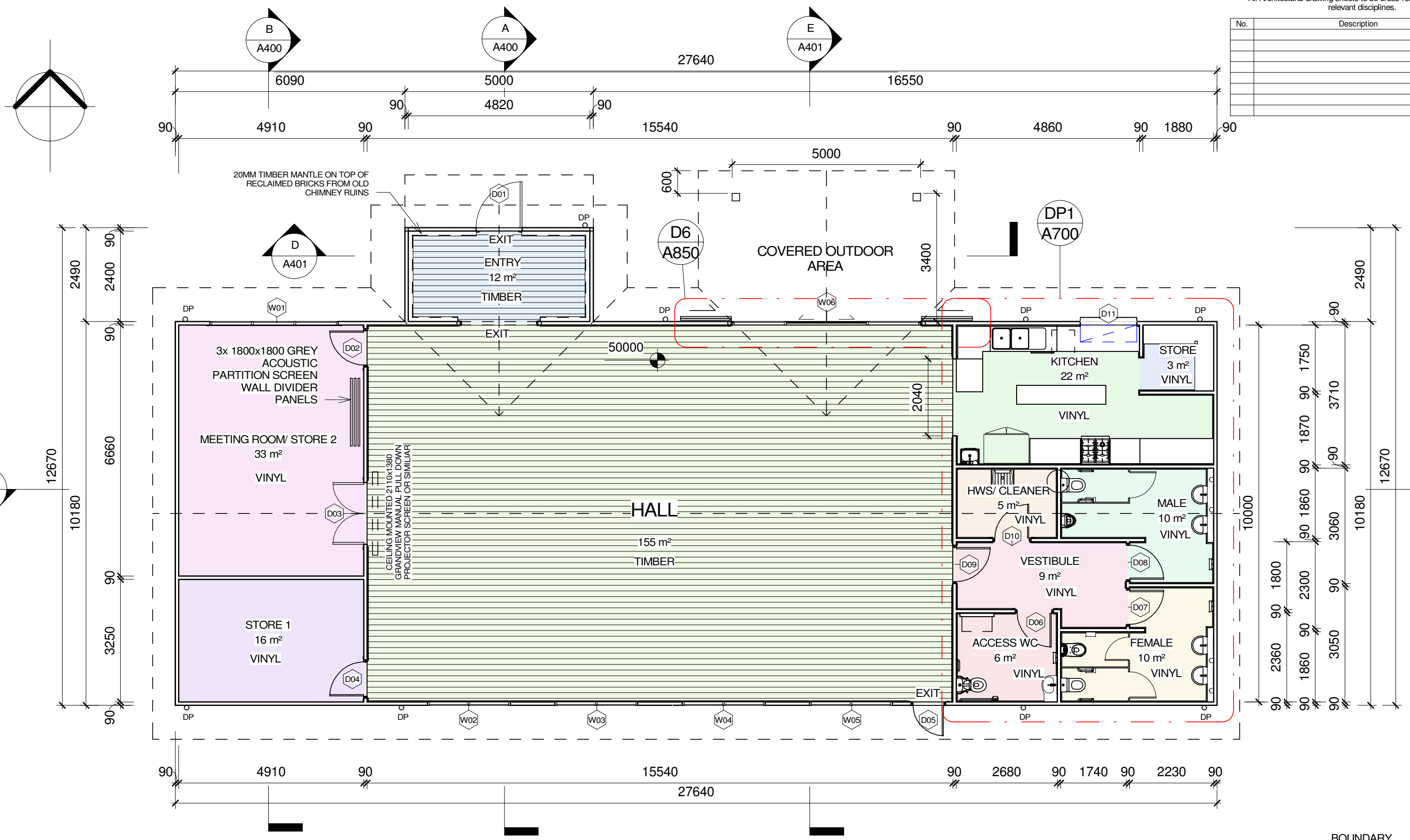
DRAWING TITLE  
WALKWAY DETAIL

DRAWING No.	A070	A3 PRINT SIZE	REVISION
SCALE 1:150	DATE 31.5.22	JOB No. W332	

CONTRACTORS MUST VERIFY ALL DIMENSIONS ON SITE BEFORE COMMENCING ANY WORK OR PREPARING SHOP DRAWINGS

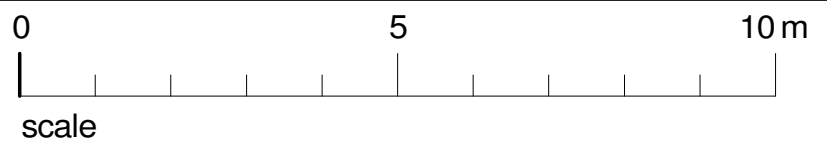
All Architectural drawing sheets to be cross-referenced with other relevant disciplines.

No.	Description	Date



# FLOOR PLAN

1 : 100



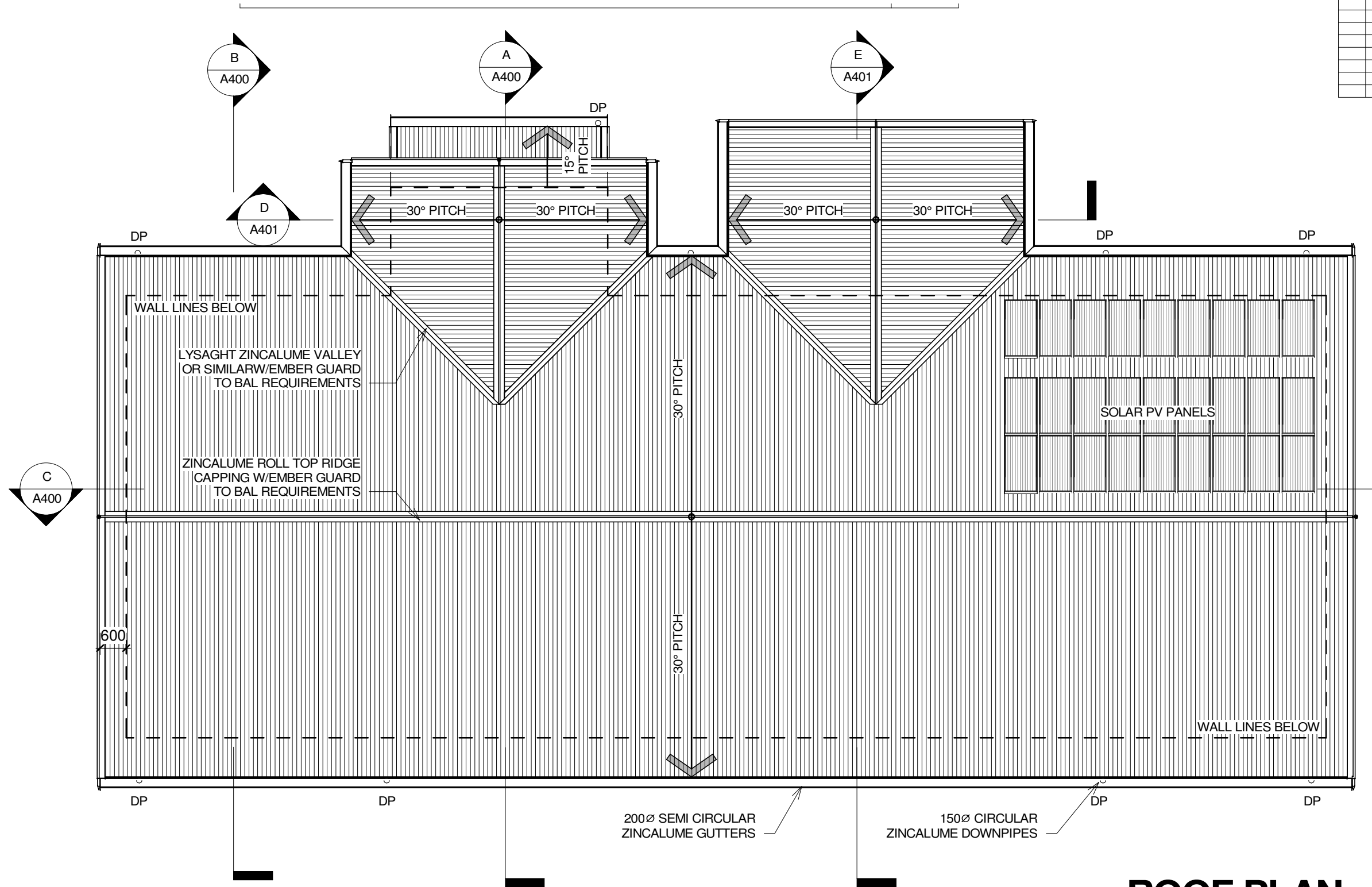
**CC/ TENDER ISSUE**

<b>FACILITY DESIGN GROUP</b> Architecture & Construction	19 THE TERRACE CAMBEWARRA NSW 2540 PH: 02 4666 0777 E: info@fdg.com.au WEB: www.fdg.com.au DO NOT SCALE OFF DRAWINGS. WORK TO FIGURED DIMENSIONS ONLY. VERIFY DIMENSIONS ON SITE PRIOR TO COMMENCING WORK. NOMINATED ARCHITECT: STEPHEN JOHANSSON - NSW REG No. 7168	PROJECT <b>WANDELLA HALL</b> LOT 171 & LOT 179, DP 752164 WANDELLA ROAD THIS DRAWING IS COPYRIGHT & IS THE PROPERTY OF FACILITY DESIGN GROUP PTY LTD	CLIENT <b>bege valley shire council</b>	DRAWING TITLE <b>FLOOR PLAN</b>	
				DRAWING No. <b>A100</b>	A3 PRINT SIZE
SCALE 1 : 100		DATE 31.5.22	JOB No. W332		

CONTRACTORS MUST VERIFY ALL DIMENSIONS ON SITE BEFORE COMMENCING ANY WORK OR PREPARING SHOP DRAWINGS

All Architectural drawing sheets to be cross-referenced with other relevant disciplines.

No.	Description	Date



# ROOF PLAN

1 : 100

**CC/ TENDER ISSUE**

**FACILITY DESIGN GROUP**  
Architecture & Construction

19 THE TERRACE  
CAMBEWARRA NSW 2540  
PH: 02 4666 0777  
E: info@fdg.com.au WEB: www.fdg.com.au  
DO NOT SCALE OFF DRAWINGS. WORK TO FIGURED DIMENSIONS ONLY.  
VERIFY DIMENSIONS ON SITE PRIOR TO COMMENCING WORK.

NOMINATED ARCHITECT: STEPHEN JOHANSSON - NSW REG No. 7168

PROJECT  
WANDELLA HALL  
LOT 171 & LOT 179, DP 752164 WANDELLA ROAD

CLIENT

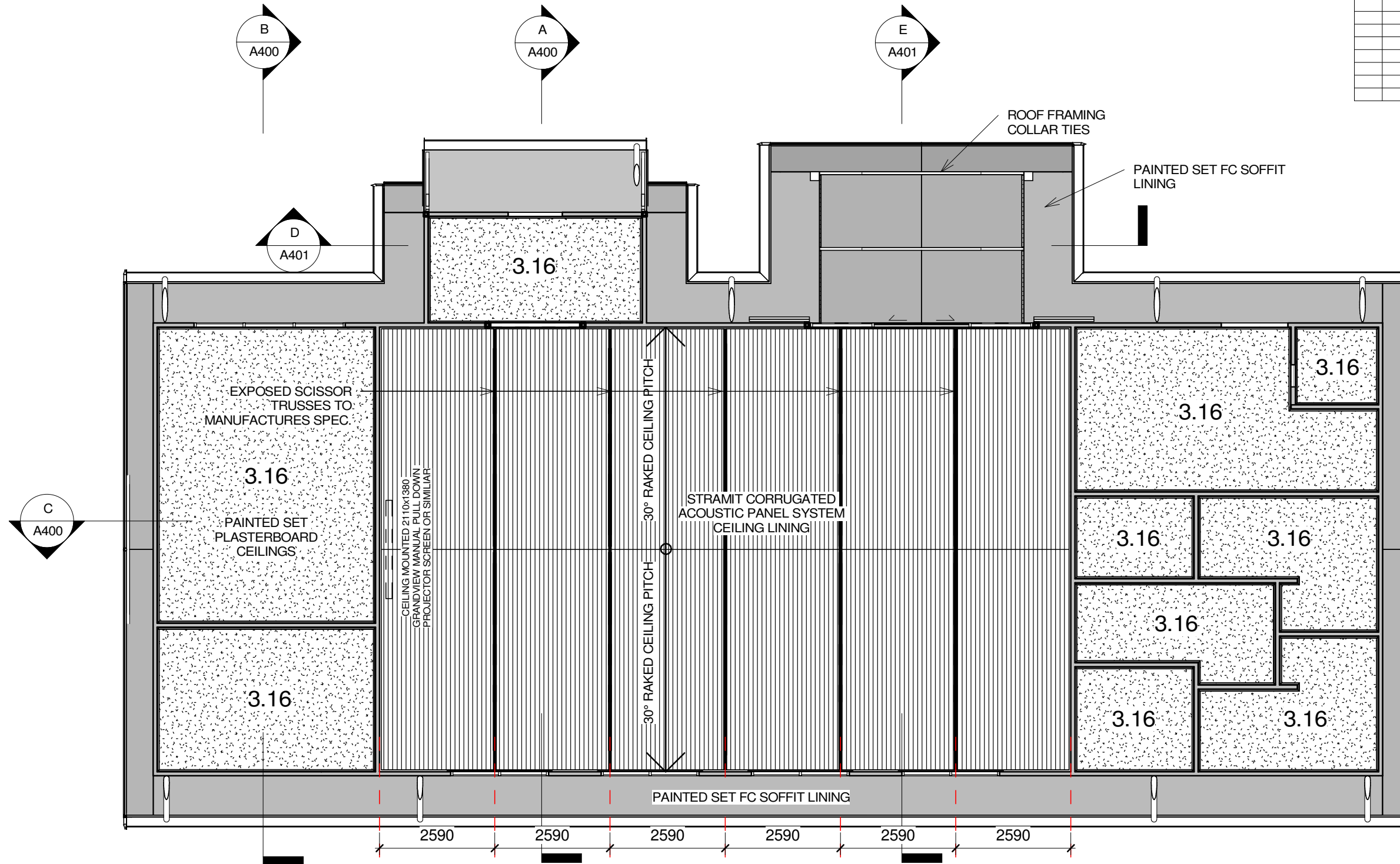
THIS DRAWING IS COPYRIGHT & IS THE PROPERTY OF FACILITY DESIGN GROUP PTY LTD

DRAWING TITLE		REVISION	
ROOF PLAN			
DRAWING No.	A200	A3 PRINT SIZE	
SCALE	1 : 100	DATE	31.5.22
		JOB No.	W332

CONTRACTORS MUST VERIFY ALL DIMENSIONS ON SITE BEFORE COMMENCING ANY WORK OR PREPARING SHOP DRAWINGS

All Architectural drawing sheets to be cross-referenced with other relevant disciplines.

No.	Description	Date



# REFLECTED CEILING PLAN

1 : 100

**CC/ TENDER ISSUE**



19 THE TERRACE  
CAMBEWARRA NSW 2540  
PH: 02 4666 0777  
E: info@fdg.com.au WEB: www.fdg.com.au  
DO NOT SCALE OFF DRAWINGS. WORK TO FIGURED DIMENSIONS ONLY.  
VERIFY DIMENSIONS ON SITE PRIOR TO COMMENCING WORK.  
NOMINATED ARCHITECT: STEPHEN JOHANSSON - NSW REG No. 7168

PROJECT  
WANDELLA HALL  
LOT 171 & LOT 179, DP 752164 WANDELLA ROAD

THIS DRAWING IS COPYRIGHT & IS THE PROPERTY OF FACILITY DESIGN GROUP PTY LTD

CLIENT



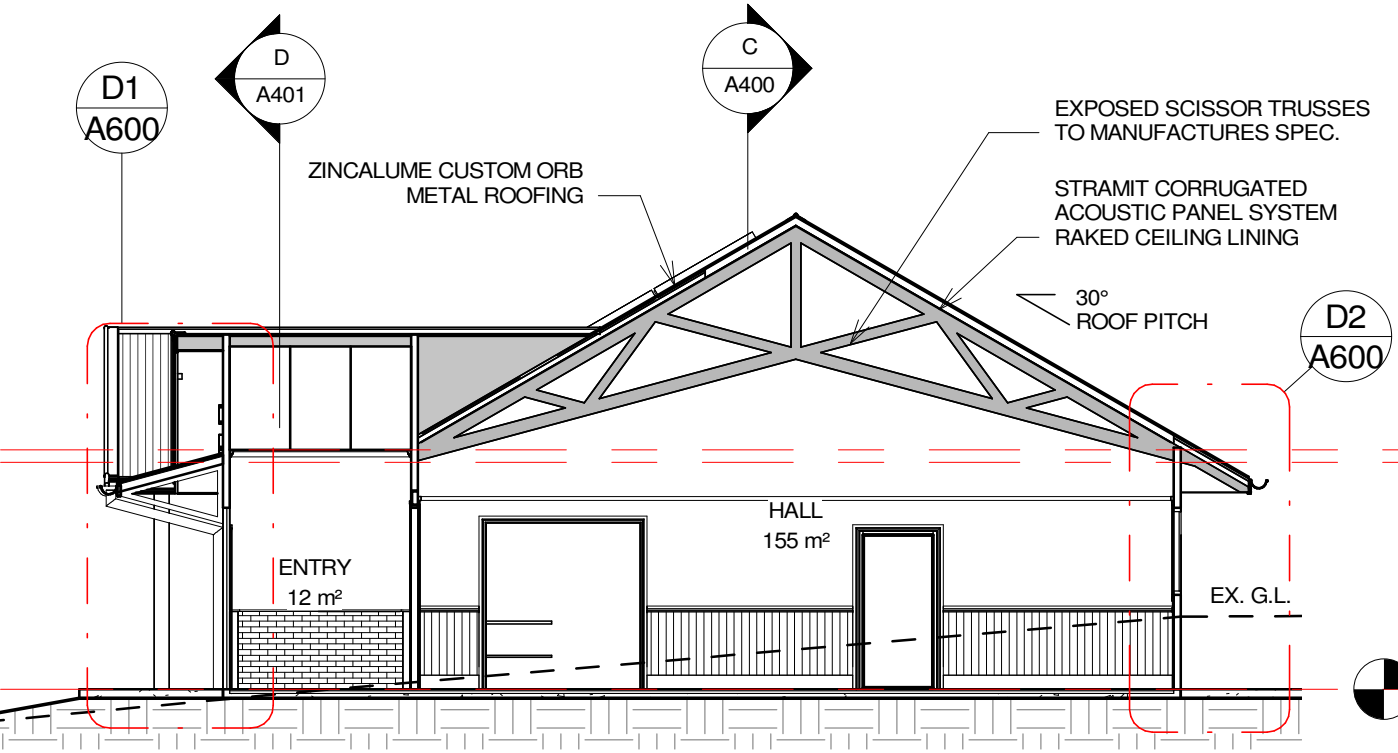
DRAWING TITLE  
REFLECTED CEILING PLAN

DRAWING No.	A300	A3 PRINT SIZE	REVISION
SCALE	1 : 100	DATE	31.5.22
JOB No.	W332		

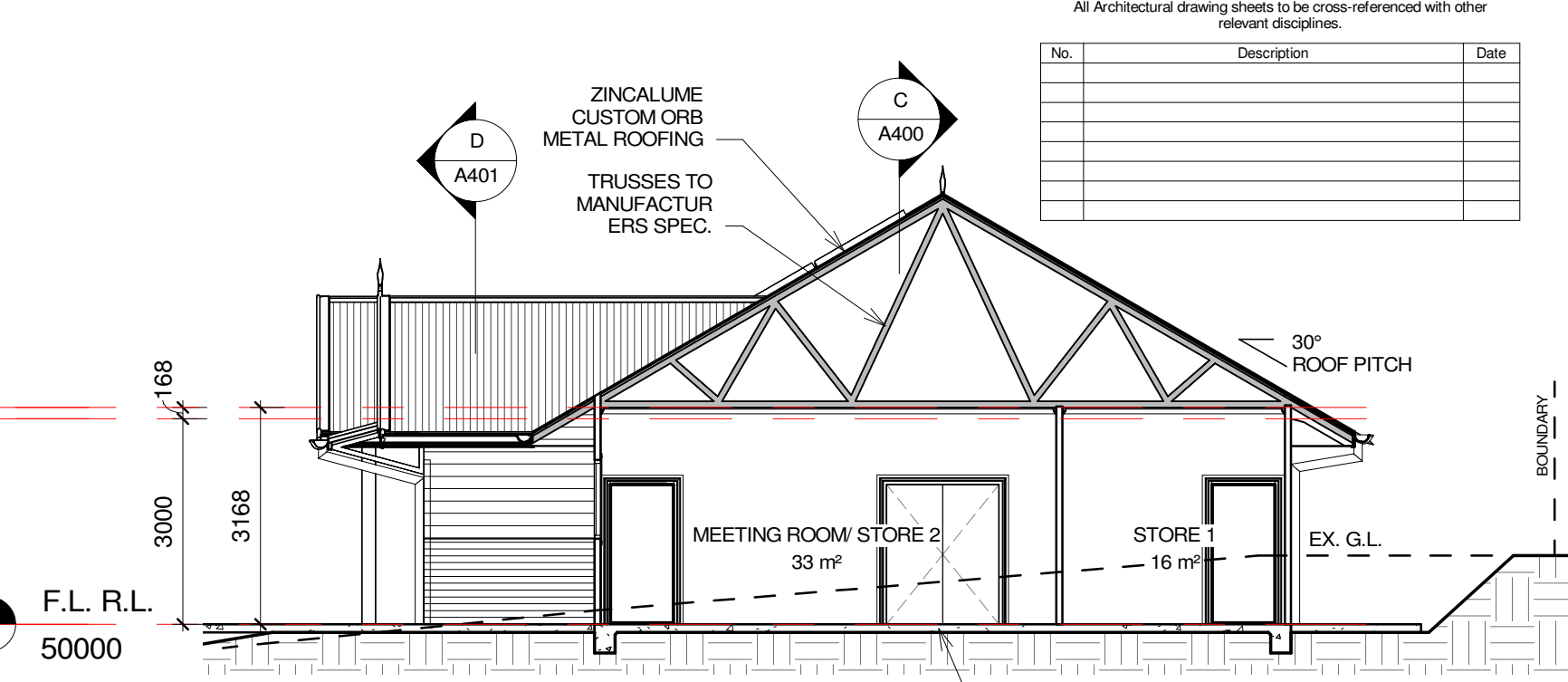
CONTRACTORS MUST VERIFY ALL DIMENSIONS ON SITE BEFORE COMMENCING ANY WORK OR PREPARING SHOP DRAWINGS

All Architectural drawing sheets to be cross-referenced with other relevant disciplines.

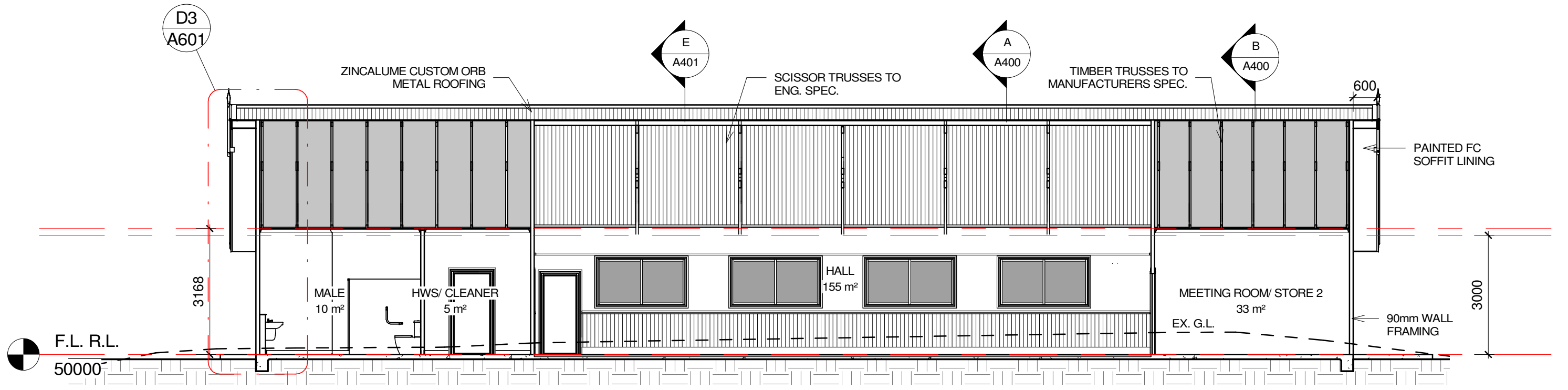
No.	Description	Date



**SECTION A**  
1 : 100



**SECTION B**  
1 : 100



**SECTION C**  
1 : 100

**CC/ TENDER ISSUE**



19 THE TERRACE  
CAMBEWARRA NSW 2540  
PH: 02 4666 0777  
E: info@fdg.com.au WEB: www.fdg.com.au  
DO NOT SCALE OFF DRAWINGS. WORK TO FIGURED DIMENSIONS ONLY.  
VERIFY DIMENSIONS ON SITE PRIOR TO COMMENCING WORK.  
NOMINATED ARCHITECT: STEPHEN JOHANSSON - NSW REG No. 7168

PROJECT  
WANDELLA HALL  
LOT 171 & LOT 179, DP 752164 WANDELLA ROAD  
THIS DRAWING IS COPYRIGHT & IS THE PROPERTY OF FACILITY DESIGN GROUP PTY LTD



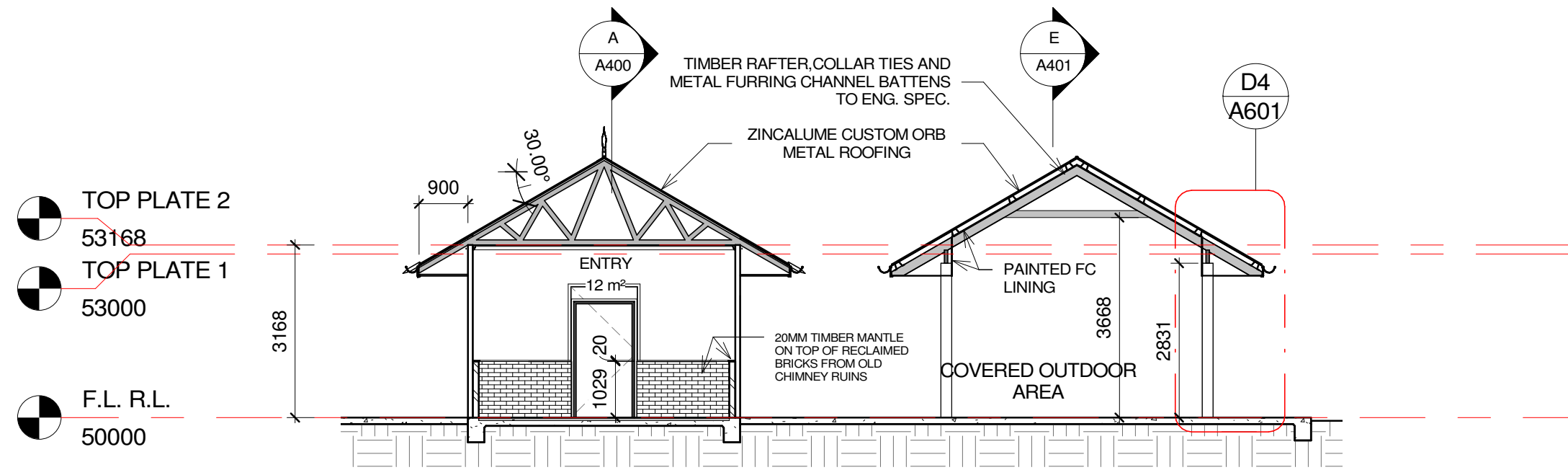
DRAWING TITLE <b>SECTIONS 1</b>			
DRAWING No.	<b>A400</b>	A3 PRINT SIZE	REVISION
SCALE	1 : 100	DATE	31.5.22
		JOB No.	W332



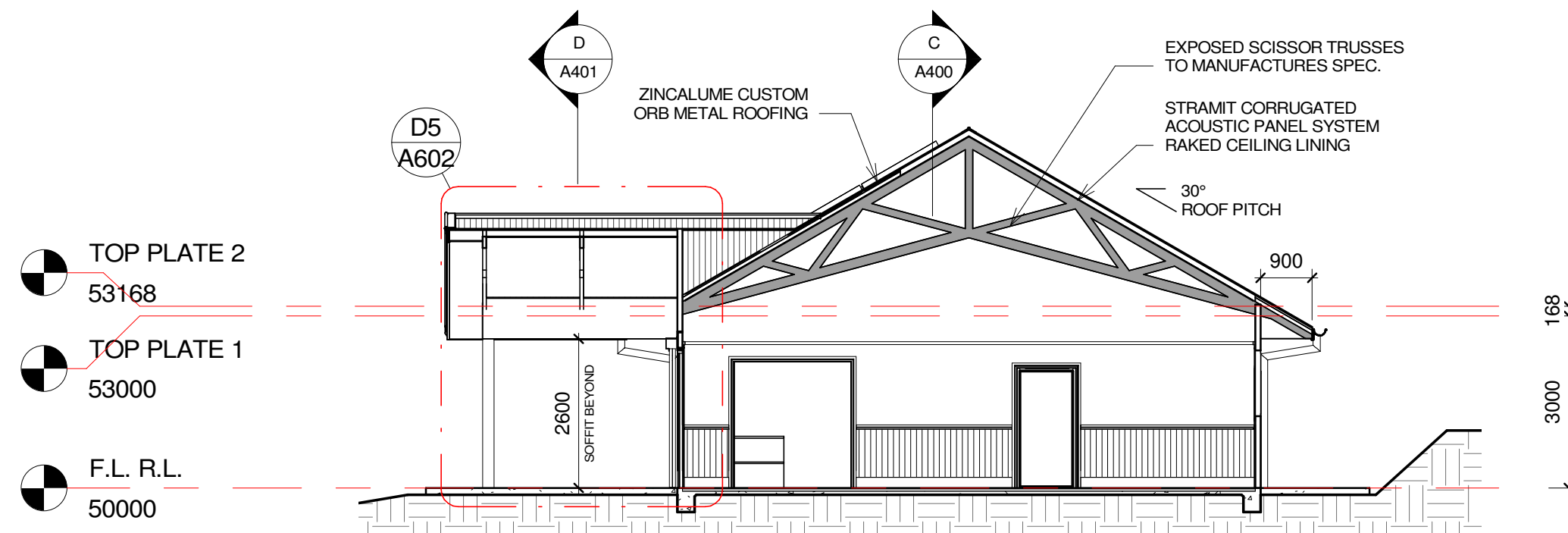
CONTRACTORS MUST VERIFY ALL DIMENSIONS ON SITE BEFORE COMMENCING ANY WORK OR PREPARING SHOP DRAWINGS

All Architectural drawing sheets to be cross-referenced with other relevant disciplines.

No.	Description	Date



**SECTION D**  
1 : 100



**SECTION E**  
1 : 100

**CC/ TENDER ISSUE**

**FACILITY DESIGN GROUP**  
Architecture & Construction

19 THE TERRACE  
CAMBEWARRA NSW 2540  
PH: 02 4666 0777  
E: info@fdg.com.au WEB: www.fdg.com.au  
DO NOT SCALE OFF DRAWINGS. WORK TO FIGURED DIMENSIONS ONLY.  
VERIFY DIMENSIONS ON SITE PRIOR TO COMMENCING WORK.

NOMINATED ARCHITECT: STEPHEN JOHANSSON - NSW REG No. 7168

PROJECT  
WANDELLA HALL  
LOT 171 & LOT 179, DP 752164 WANDELLA ROAD

CLIENT  
bega valley shire council

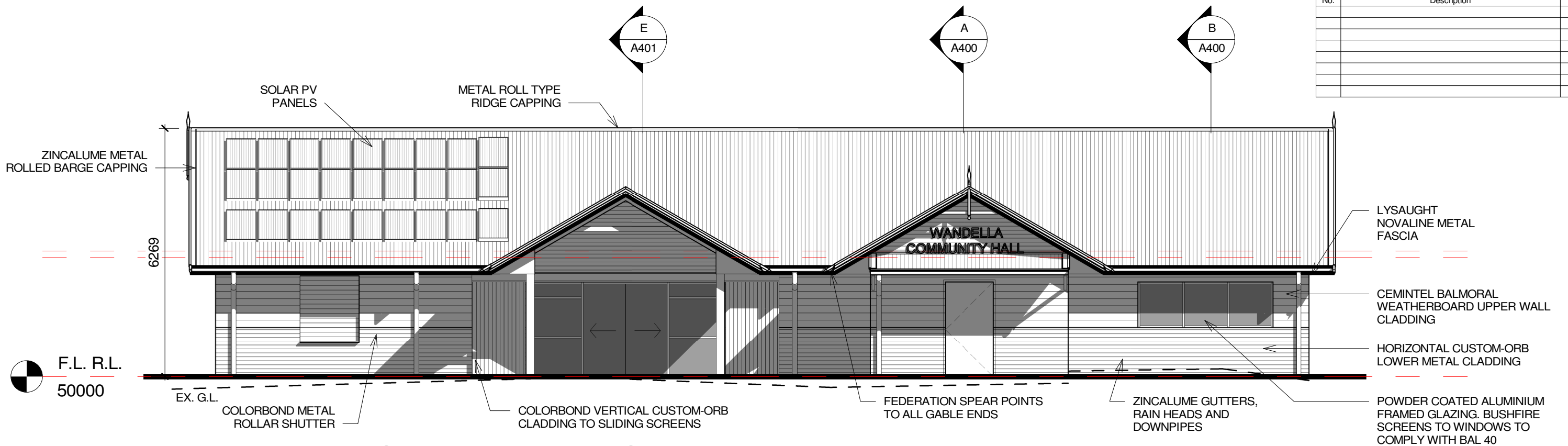
THIS DRAWING IS COPYRIGHT & IS THE PROPERTY OF FACILITY DESIGN GROUP PTY LTD

DRAWING TITLE				REVISION
SECTIONS 2				
DRAWING No.	A401	A3 PRINT SIZE		
SCALE	1 : 100	DATE	31.5.22	JOB No. W332

CONTRACTORS MUST VERIFY ALL DIMENSIONS ON SITE BEFORE COMMENCING ANY WORK OR PREPARING SHOP DRAWINGS

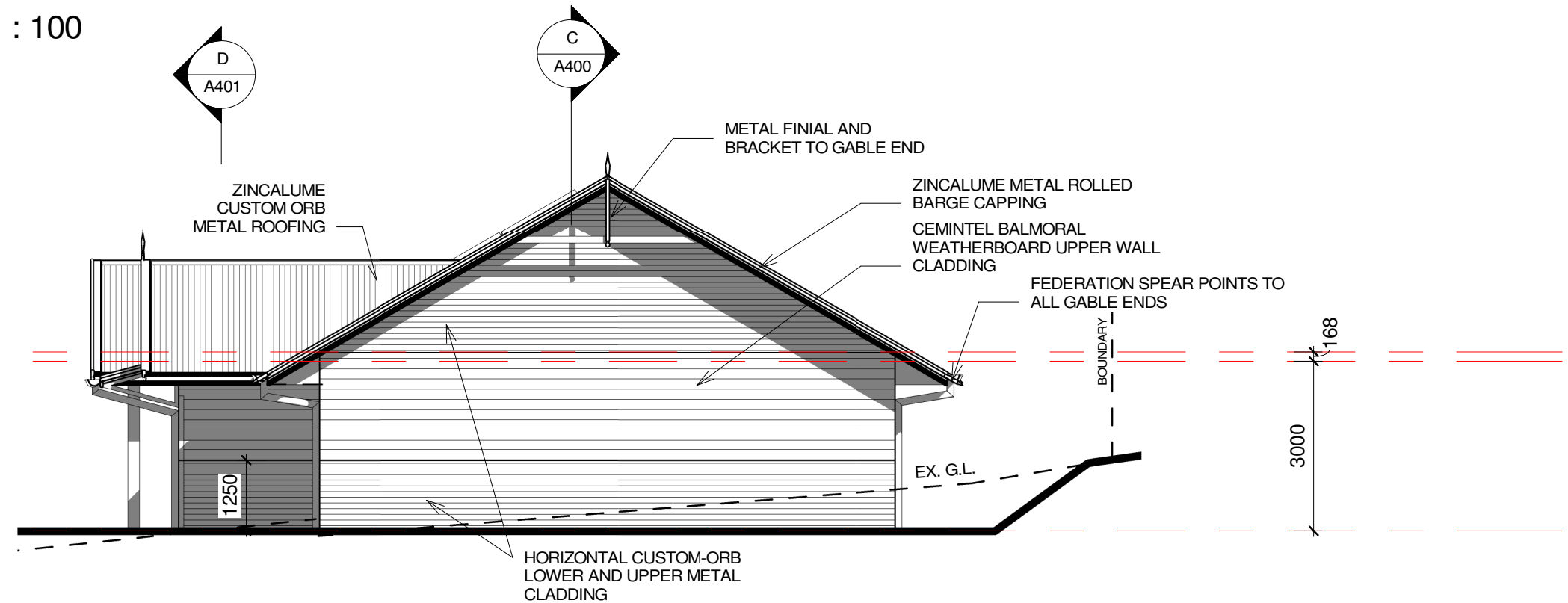
All Architectural drawing sheets to be cross-referenced with other relevant disciplines.

No.	Description	Date



### NORTH ELEVATION

1 : 100



### WEST ELEVATION

1 : 100

**CC/ TENDER ISSUE**



19 THE TERRACE  
CAMBEWARRA NSW 2540  
PH: 02 4666 0777  
E: info@fdg.com.au WEB: www.fdg.com.au  
DO NOT SCALE OFF DRAWINGS. WORK TO FIGURED DIMENSIONS ONLY.  
VERIFY DIMENSIONS ON SITE PRIOR TO COMMENCING WORK.  
NOMINATED ARCHITECT: STEPHEN JOHANSSON - NSW REG No. 7168

PROJECT  
WANDELLA HALL  
LOT 171 & LOT 179, DP 752164 WANDELLA ROAD

THIS DRAWING IS COPYRIGHT & IS THE PROPERTY OF FACILITY DESIGN GROUP PTY LTD

CLIENT



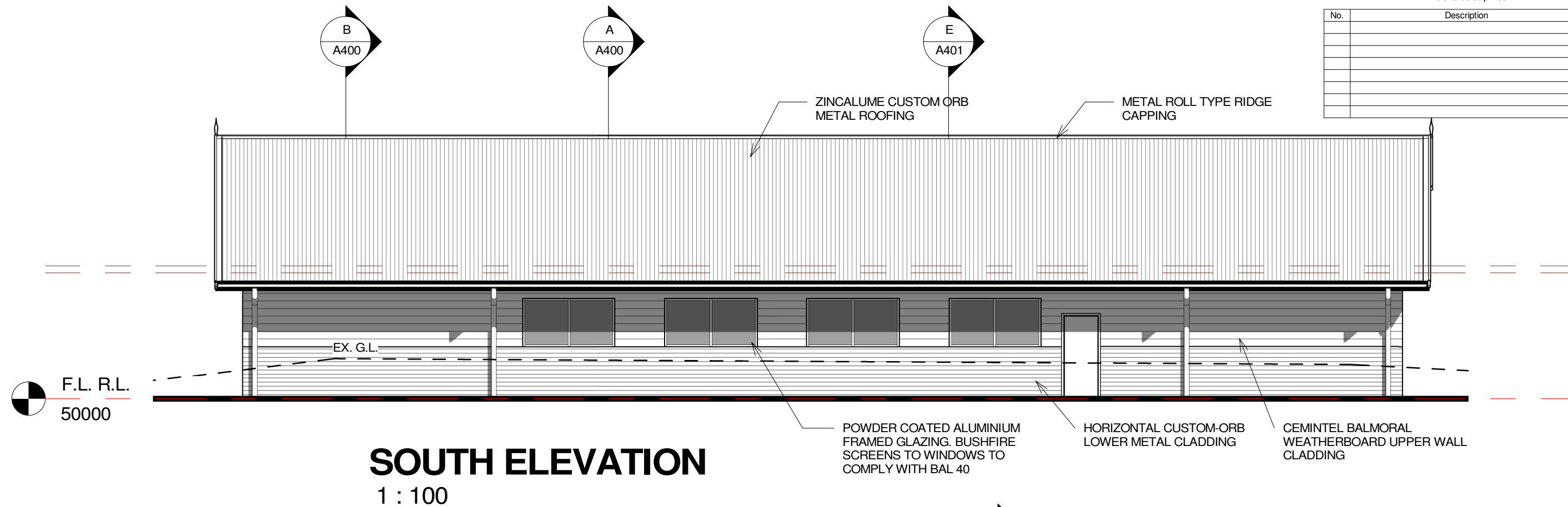
DRAWING TITLE  
ELEVATIONS 1

DRAWING No.	A500	A3 PRINT SIZE	REVISION
SCALE	1 : 100	DATE	31.5.22
JOB No.	W332		

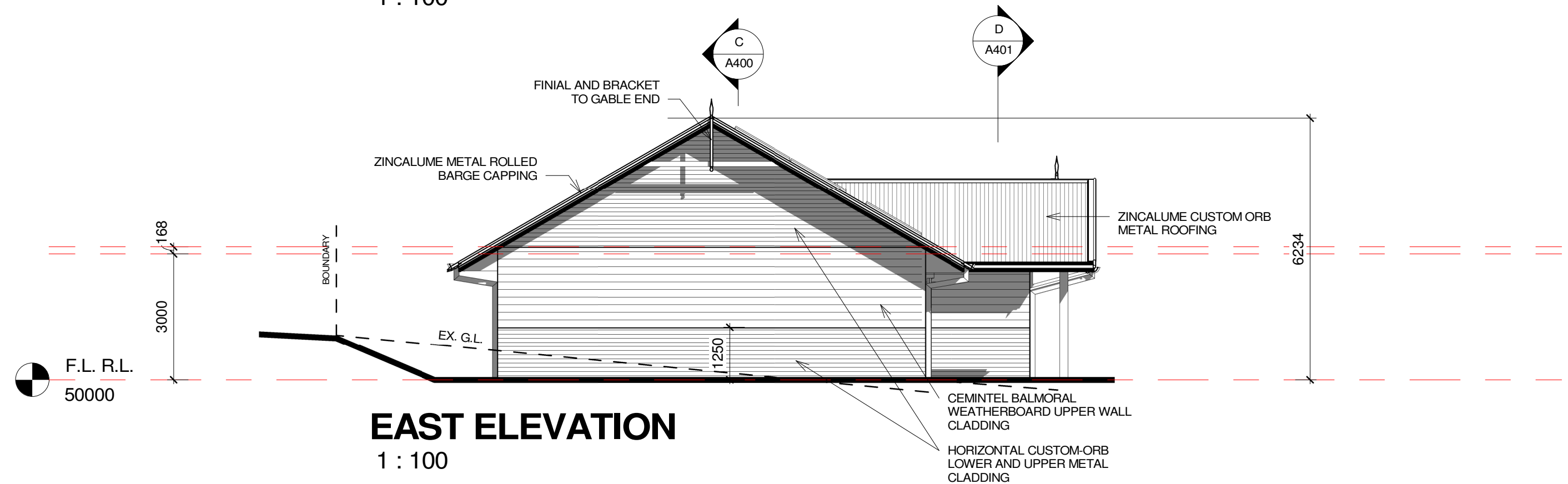
CONTRACTORS MUST VERIFY ALL DIMENSIONS ON SITE BEFORE COMMENCING ANY WORK OR PREPARING SHOP DRAWINGS

All Architectural drawing sheets to be cross-referenced with other relevant disciplines.

No.	Description	Date



**SOUTH ELEVATION**  
1 : 100



**EAST ELEVATION**  
1 : 100

**CC/ TENDER ISSUE**

 <b>FACILITY DESIGN GROUP</b> Architecture & Construction	19 THE TERRACE CAMBEWARRA NSW 2540 PH: 02 4666 0777 E: info@fdg.com.au WEB: www.fdg.com.au DO NOT SCALE OFF DRAWINGS. WORK TO FIGURED DIMENSIONS ONLY. VERIFY DIMENSIONS ON SITE PRIOR TO COMMENCING WORK. NOMINATED ARCHITECT: STEPHEN JOHANSSON - NSW REG No. 7168	PROJECT WANDELLA HALL LOT 171 & LOT 179, DP 752164 WANDELLA ROAD	CLIENT 	DRAWING TITLE <b>ELEVATIONS 2</b>	
		THIS DRAWING IS COPYRIGHT & IS THE PROPERTY OF FACILITY DESIGN GROUP PTY LTD		DRAWING No. <b>A501</b> A3 PRINT SIZE SCALE 1 : 100      DATE 31.5.22      JOB No. W332      REVISION	

'REVOLUTION ROOFING;  
ZINCALUME ROLLED BARGE  
CAPPING OR SIMILAR

COLORBOND LYSAGHT  
NOVALINE BARGE FASCIA

METAL FINIAL  
BRACKET

PAINTED SET 6MM  
FC SOFFIT LINING

ZINCALUME CUSTOM ORB METAL ROOFING  
ROLLED BARGE CAPPING BEYOND

RAFTERS TO  
MANUFACTURERS SPEC.

PAINTED SET 6MM  
FC SOFFIT LINING

50MM R1.3 INSULATING  
BLANKET UNDER METAL  
ROOFING

TIMBER TRUSS TO  
MANUFACTURERS  
SPEC.

90MM STUDWALL @450  
MAX CTRS

HORIZONTAL CUSTOM-  
ORB UPPER METAL  
CLADDING

R2.0 INSULATION BATTS  
ABOVE CEILING

STRAMIT CORRUGATED ACOUSTIC  
PANEL SYSTEM CEILING LINING

TIMBER SCISSOR TRUSSES  
TO ENG. SPEC.

CONTRACTORS MUST VERIFY ALL DIMENSIONS ON SITE BEFORE  
COMMENCING ANY WORK OR PREPARING SHOP DRAWINGS

All Architectural drawing sheets to be cross-referenced with other  
relevant disciplines.

No.	Description	Date

TOP PLATE 2  
53168

TOP PLATE 1  
53000

FURRING CHANNELS  
BATTENS TO ENG. SPEC

200Ø SEMI CIRCULAR  
ZINCALUME GUTTER

150x50 RHS BEAM TO  
ENG. SPEC.

70MM SHS ZINCALUME STEEL  
AWNING BRACKET TO ENG. SPEC.

CEMINTEL BALMORAL  
WEATHERBOARD WALL  
CLADDING

PAINTED 10MM SET  
PLASTERBOARD

R1.5 WALL BATTS  
INSULATION TO ALL  
TIMBER WALL FRAMES

COLORBOND  
FOLDED  
SHADOW  
CORNICIE  
MOULD

R1.5 WALL BATTS  
INSULATION TO  
ALL TIMBER  
WALL FRAMES

40MM PIR R1.9 BOARD

50MM R1.3 INSULATING BLANKET  
UNDER METAL ROOFING

STEEL FURRING  
CHANNELS BATTENS  
TO ENG. SPEC.

ZINCALUME CUSTOM  
ORB METAL  
ROOFING

200Ø SEMI CIRCULAR  
ZINCALUME GUTTER

LYSAGHT NOVALINE  
METAL FASCIA

PAINTED 6MM FC  
SOFFIT LINING

CEMINTEL BALMORAL  
WEATHERBOARD  
UPPER WALL CLADDING

POWDER COATED  
ALUMINIUM FRAMED  
GLAZING

20MM TIMBER  
MANTLE ON TOP OF  
RECLAIMED BRICKS  
FROM OLD  
CHIMNEY RUINS

HORIZONTAL CUSTOM-  
ORB LOWER METAL  
CLADDING

HORIZONTAL CUSTOM-  
ORB LOWER METAL  
CLADDING

CONCRETE PAVEMENT TO  
ENG. SPEC.

**DETAIL 1**  
sheet ref A400 1:20

F.L. R.L.  
50000

**DETAIL 2**  
sheet ref A400 1:20

F.L. R.L.  
50000

**CC/ TENDER ISSUE**

**FACILITY DESIGN GROUP**  
Architecture & Construction

19 THE TERRACE  
CAMBEWARRA NSW 2540  
PH: 02 4666 0777  
E: info@fdg.com.au WEB: www.fdg.com.au  
DO NOT SCALE OFF DRAWINGS. WORK TO FIGURED DIMENSIONS ONLY.  
VERIFY DIMENSIONS ON SITE PRIOR TO COMMENCING WORK.

NOMINATED ARCHITECT: STEPHEN JOHANSSON - NSW REG No. 7168

PROJECT  
WANDELLA HALL  
LOT 171 & LOT 179, DP 752164 WANDELLA ROAD

CLIENT  
bega valley shire council

THIS DRAWING IS COPYRIGHT & IS THE PROPERTY OF FACILITY DESIGN GROUP PTY LTD

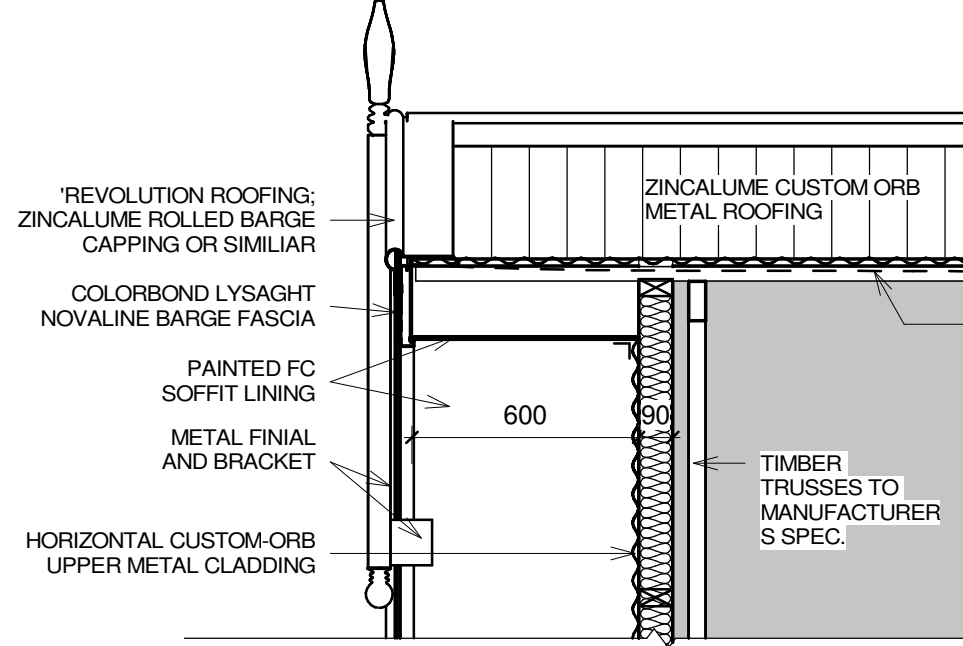
DRAWING TITLE  
DETAIL SECTIONS 1

DRAWING No.	A600	A3 PRINT SIZE	REVISION
SCALE	1:20	DATE	31.5.22
		JOB No.	W332

CONTRACTORS MUST VERIFY ALL DIMENSIONS ON SITE BEFORE COMMENCING ANY WORK OR PREPARING SHOP DRAWINGS

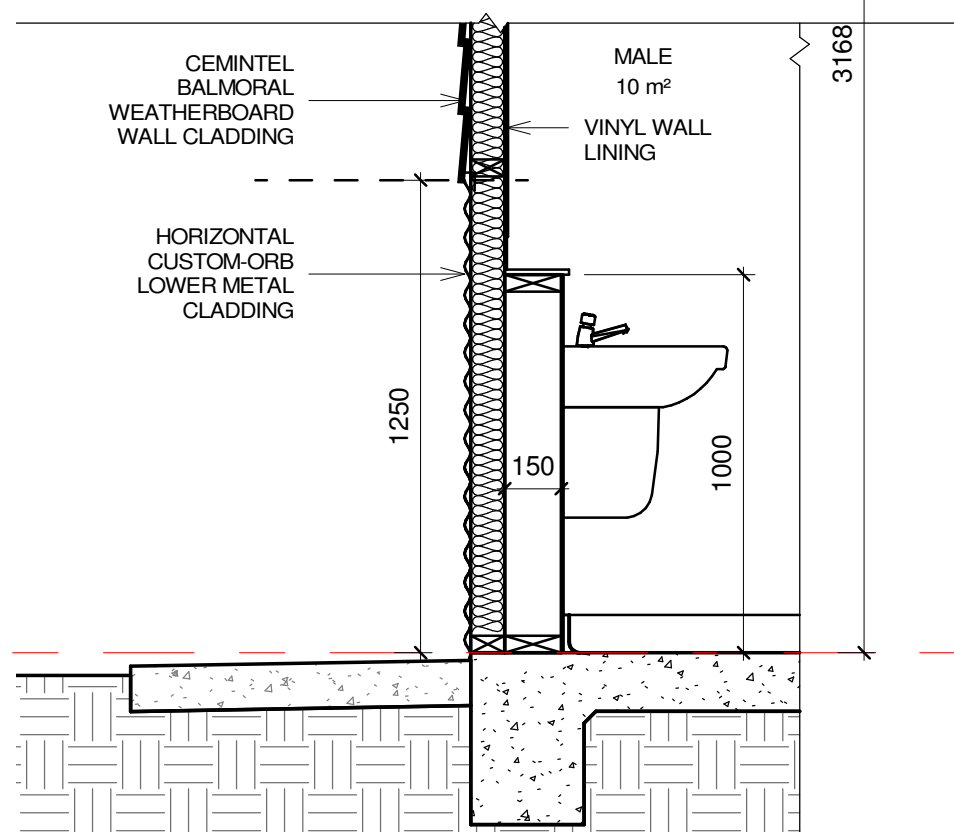
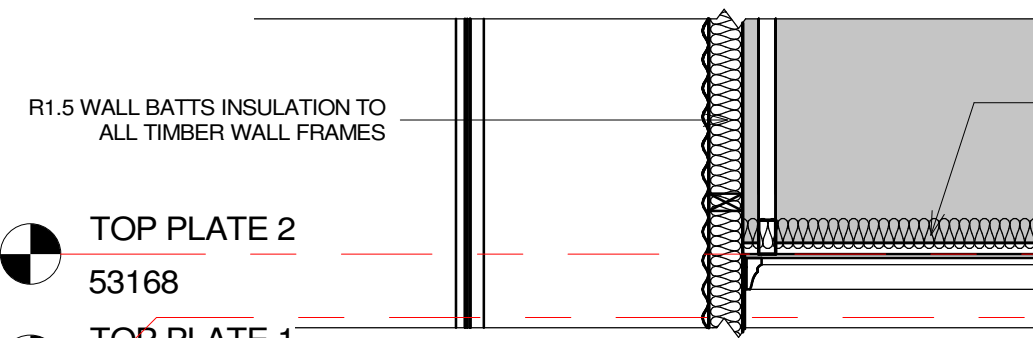
All Architectural drawing sheets to be cross-referenced with other relevant disciplines.

No.	Description	Date



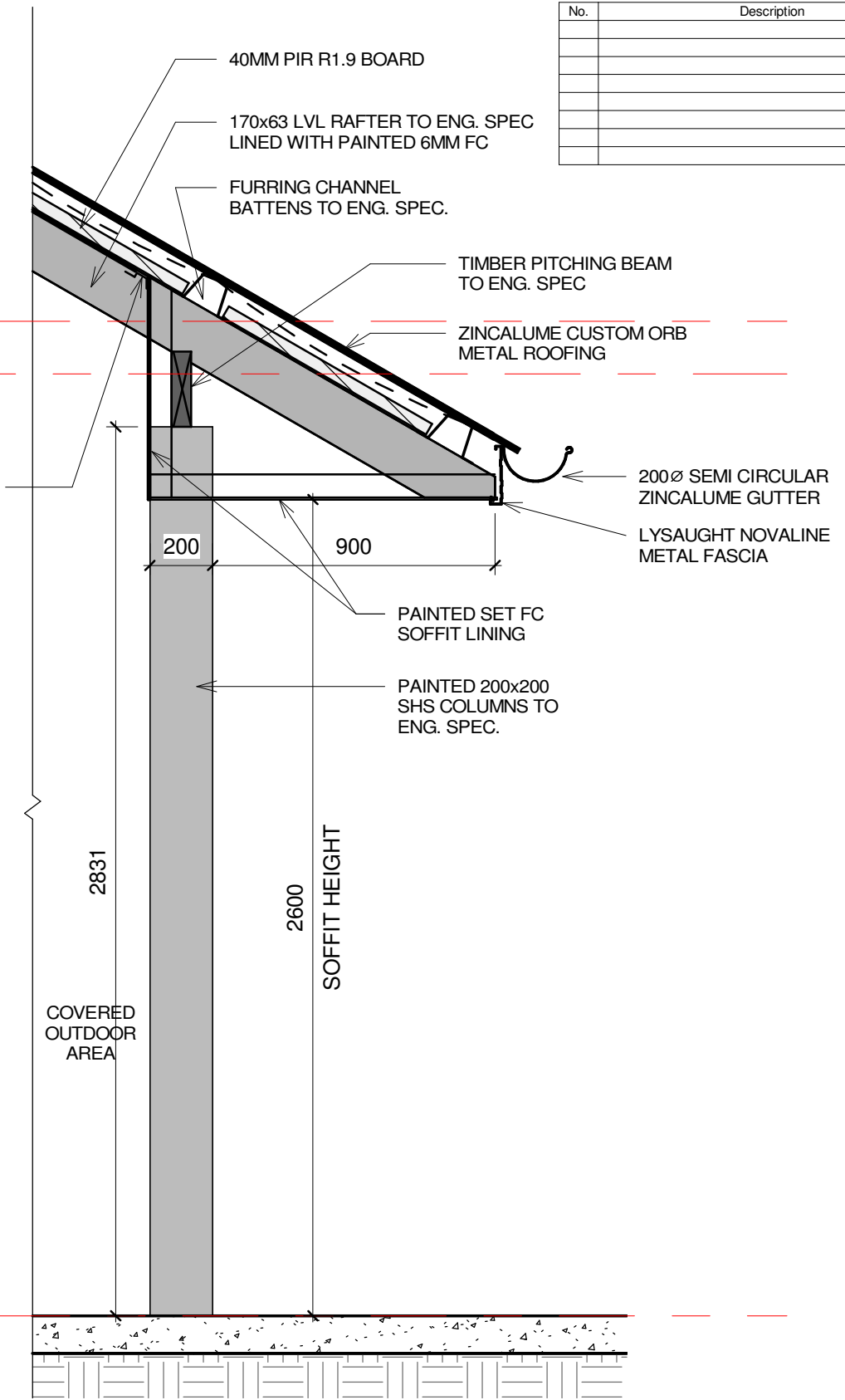
TOP PLATE 2  
53168

TOP PLATE 1  
53000



**DETAIL 3**  
sheet ref A400 1:20

F.L. R.L.  
50000



**DETAIL 4**  
sheet ref A401 1:20

F.L. R.L.  
50000

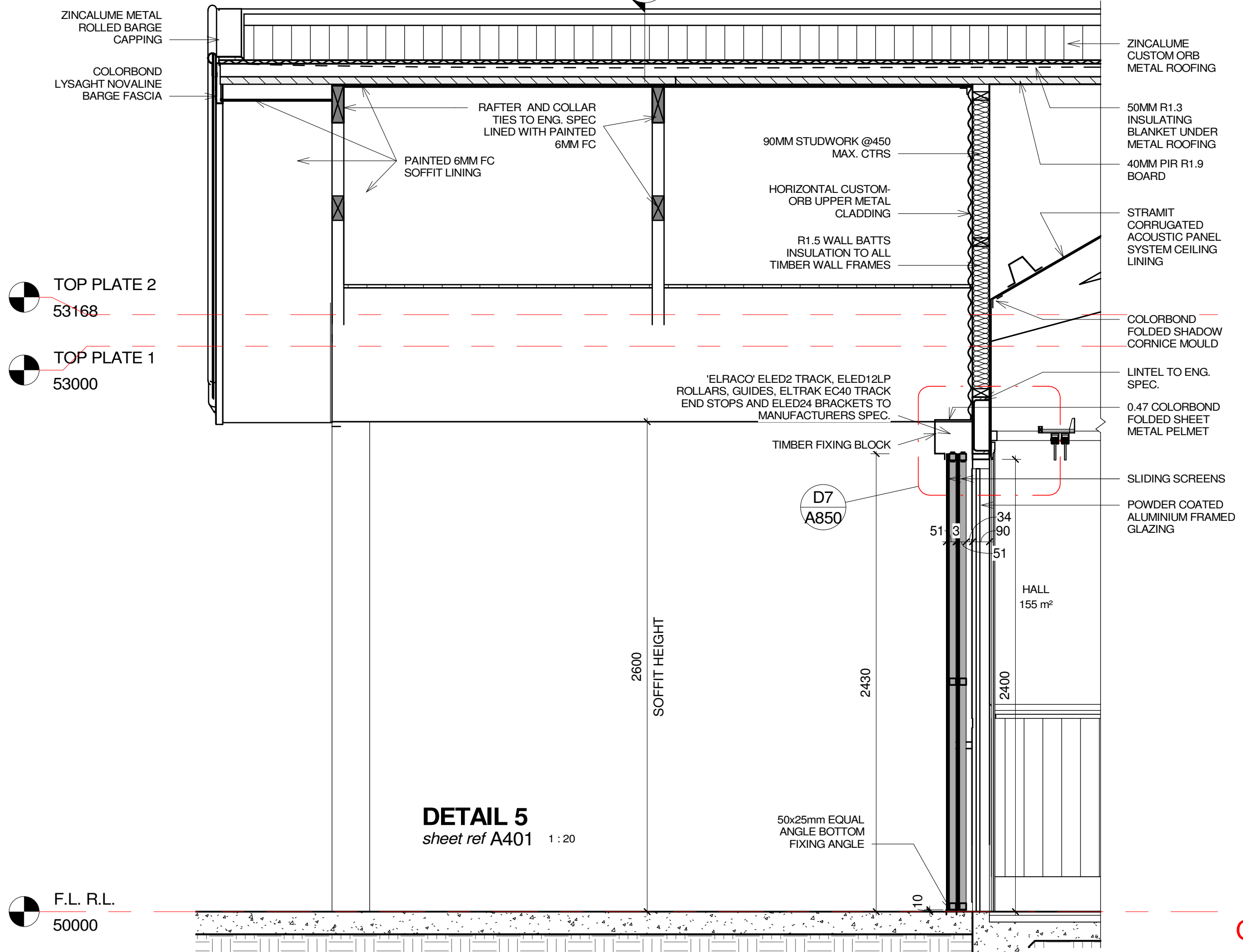
**CC/ TENDER ISSUE**

D  
A401

CONTRACTORS MUST VERIFY ALL DIMENSIONS ON SITE BEFORE COMMENCING ANY WORK OR PREPARING SHOP DRAWINGS

All Architectural drawing sheets to be cross-referenced with other relevant disciplines.

No.	Description	Date



TOP PLATE 2  
53168

TOP PLATE 1  
53000

F.L. R.L.  
50000

CC/ TENDER ISSUE



19 THE TERRACE  
CAMBEWARRA NSW 2540  
PH: 02 4666 0777  
E: info@fdg.com.au WEB: www.fdg.com.au  
DO NOT SCALE OFF DRAWINGS. WORK TO FIGURED DIMENSIONS ONLY.  
VERIFY DIMENSIONS ON SITE PRIOR TO COMMENCING WORK.  
NOMINATED ARCHITECT: STEPHEN JOHANSSON - NSW REG No. 7168

PROJECT  
WANDELLA HALL  
LOT 171 & LOT 179, DP 752164 WANDELLA ROAD

CLIENT  
bega valley shire council

THIS DRAWING IS COPYRIGHT & IS THE PROPERTY OF FACILITY DESIGN GROUP PTY LTD

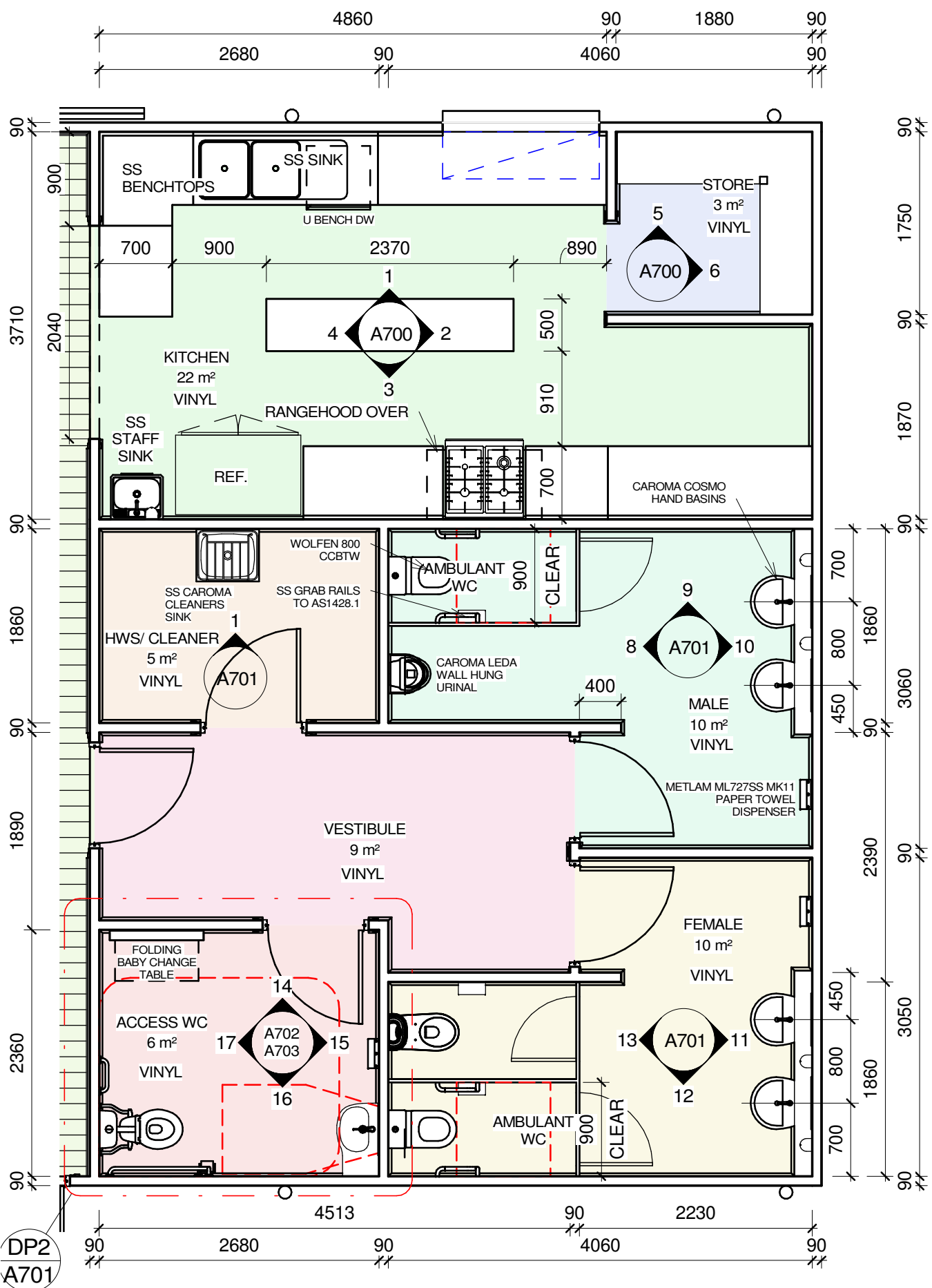


DRAWING TITLE				REVISION
DETAIL SECTIONS 3				
DRAWING No.	A602	A3 PRINT SIZE		
SCALE	1 : 20	DATE	31.5.22	JOB No. W332

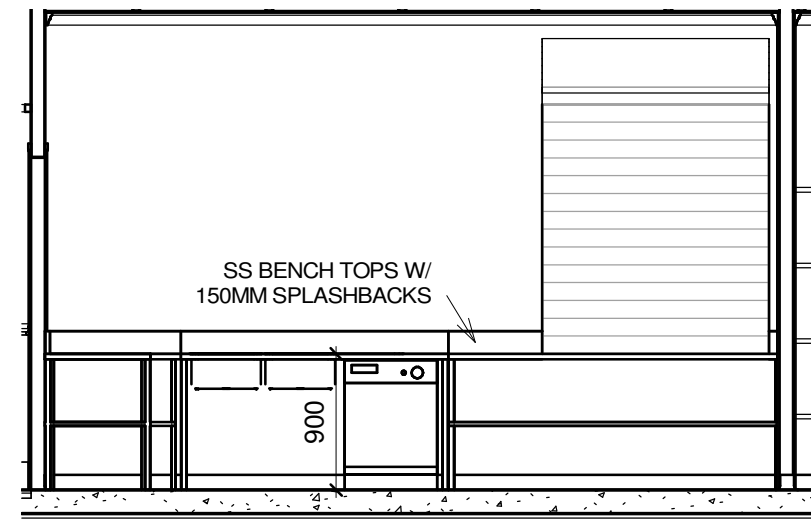
CONTRACTORS MUST VERIFY ALL DIMENSIONS ON SITE BEFORE COMMENCING ANY WORK OR PREPARING SHOP DRAWINGS

All Architectural drawing sheets to be cross-referenced with other relevant disciplines.

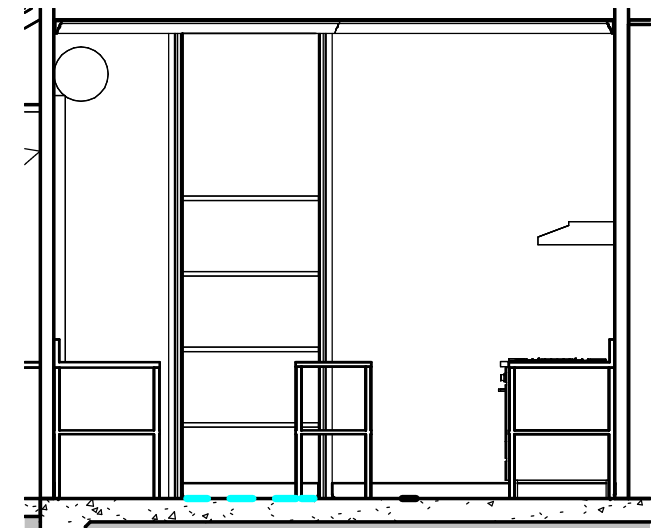
No.	Description	Date



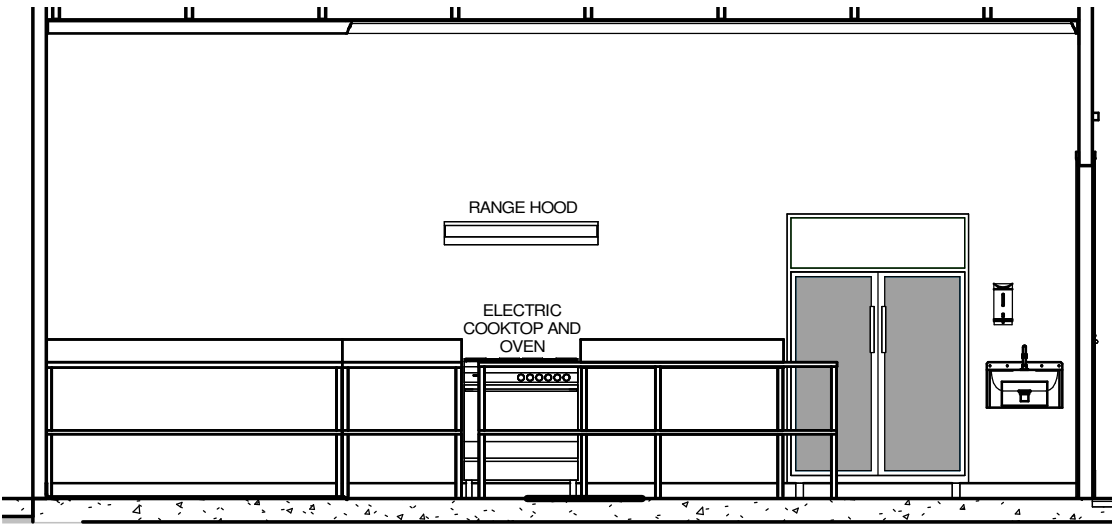
**DETAIL FLOOR PLAN 1**  
sheet ref A100 1:50



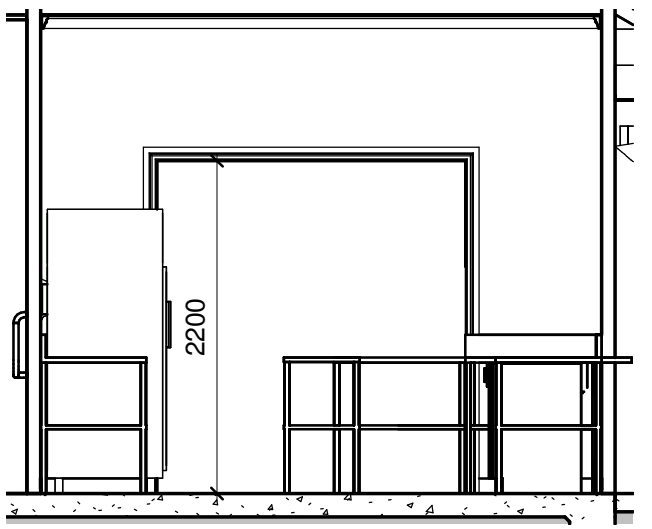
**ELEVATION 1**  
1:50



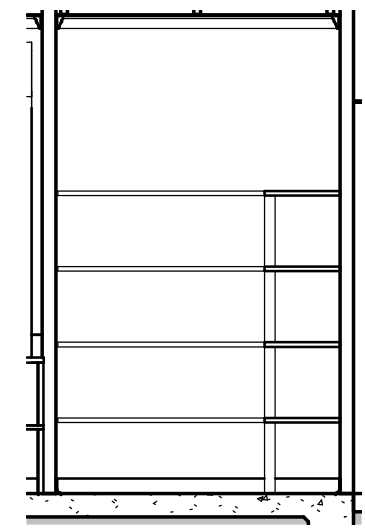
**ELEVATION 2**  
1:50



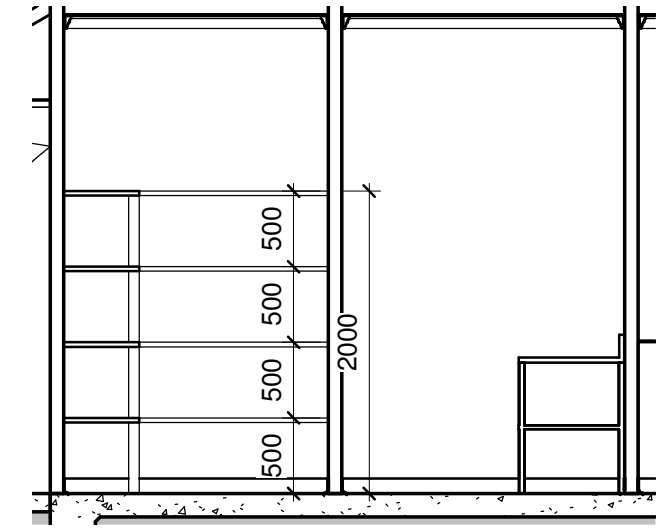
**ELEVATION 3**  
1:50



**ELEVATION 4**  
1:50



**ELEVATION 5**  
1:50



**ELEVATION 6**  
1:50

**NO TENDER ISSUE**



19 THE TERRACE  
CAMBEWARRA NSW 2540  
PH: 02 4666 0777  
E: info@fdg.com.au WEB: www.fdg.com.au  
DO NOT SCALE OFF DRAWINGS. WORK TO FIGURED DIMENSIONS ONLY.  
VERIFY DIMENSIONS ON SITE PRIOR TO COMMENCING WORK.  
NOMINATED ARCHITECT: STEPHEN JOHANSSON - NSW REG No. 7168

PROJECT  
WANDELLA HALL  
LOT 171 & LOT 179, DP 752164 WANDELLA ROAD  
THIS DRAWING IS COPYRIGHT & IS THE PROPERTY OF FACILITY DESIGN GROUP PTY LTD

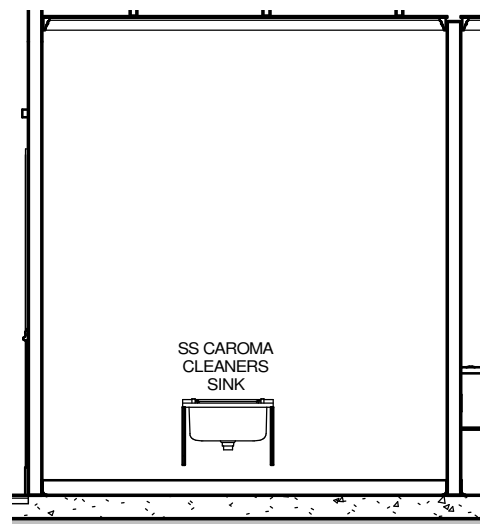


DRAWING TITLE  
DETAIL FLOOR PLAN AND ELEVATIONS 1  
DRAWING No. **A700** A3 PRINT SIZE  
SCALE 1:50 DATE 31.5.22 JOB No. W332 REVISION

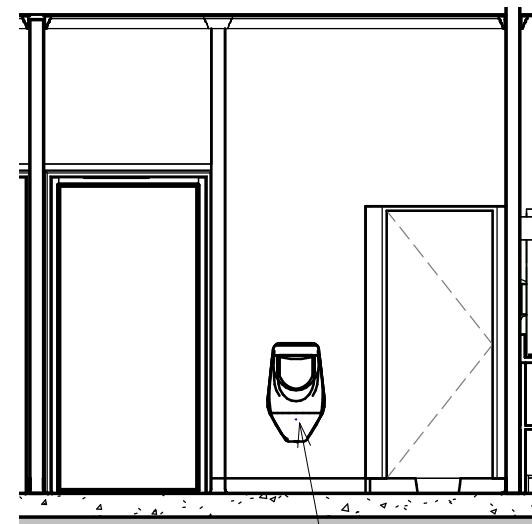
CONTRACTORS MUST VERIFY ALL DIMENSIONS ON SITE BEFORE COMMENCING ANY WORK OR PREPARING SHOP DRAWINGS

All Architectural drawing sheets to be cross-referenced with other relevant disciplines.

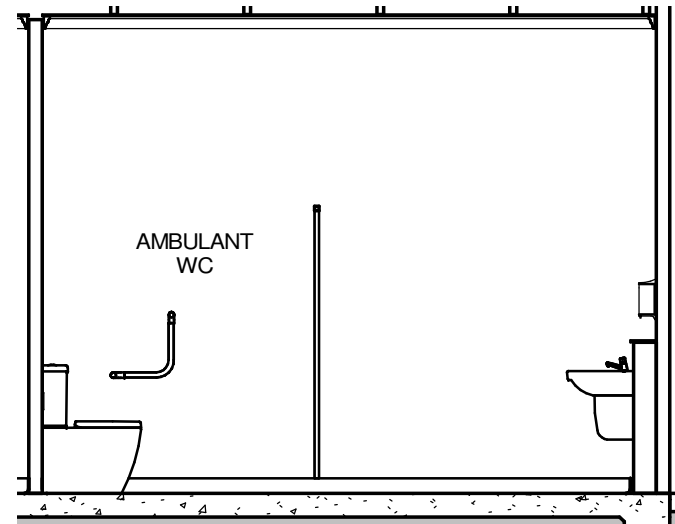
No.	Description	Date



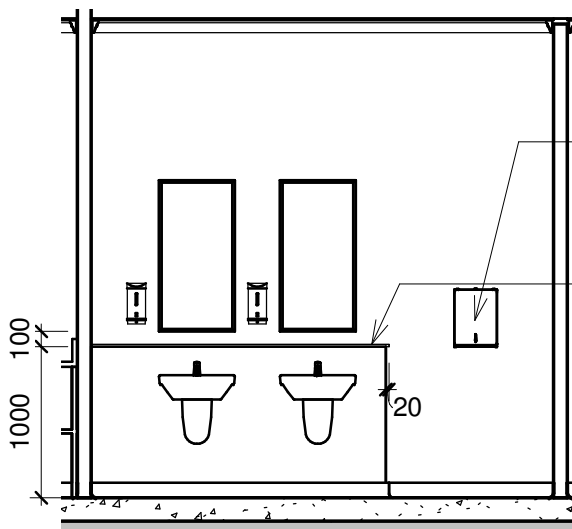
**ELEVATION 7**  
1:50



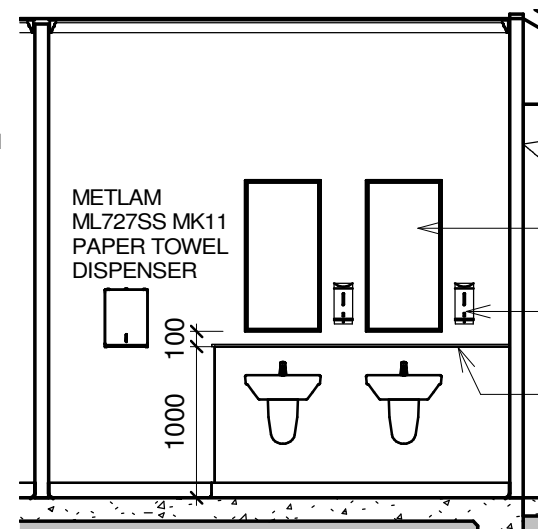
**ELEVATION 8**  
1:50  
CAROMA LEDA WALL HUNG URINAL



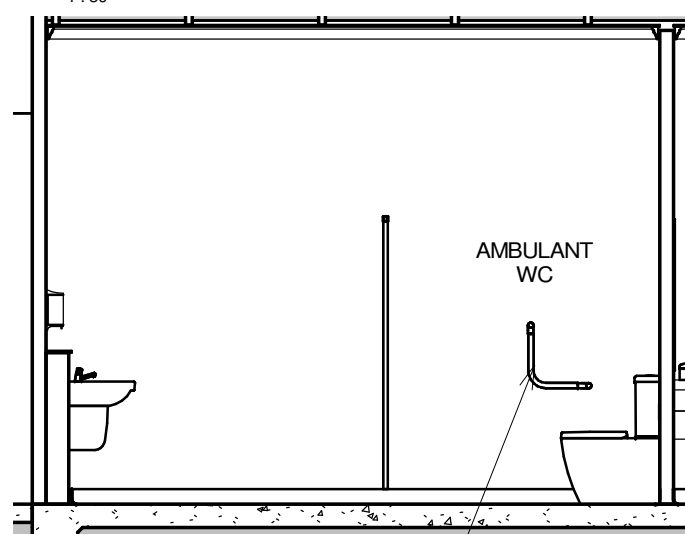
**ELEVATION 9**  
1:50  
AMBULANT WC



**ELEVATION 10**  
1:50

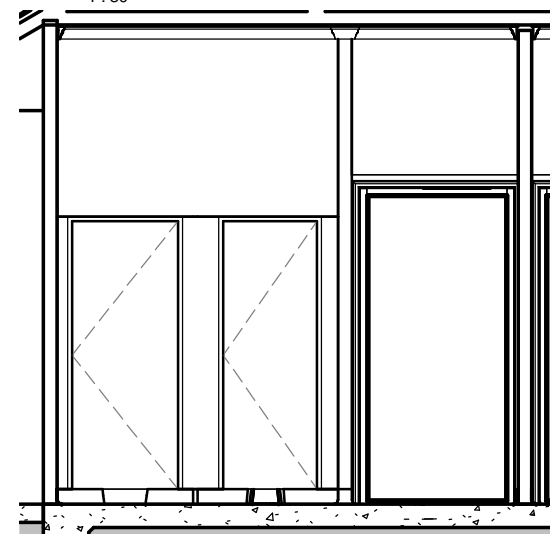


**ELEVATION 11**  
1:50

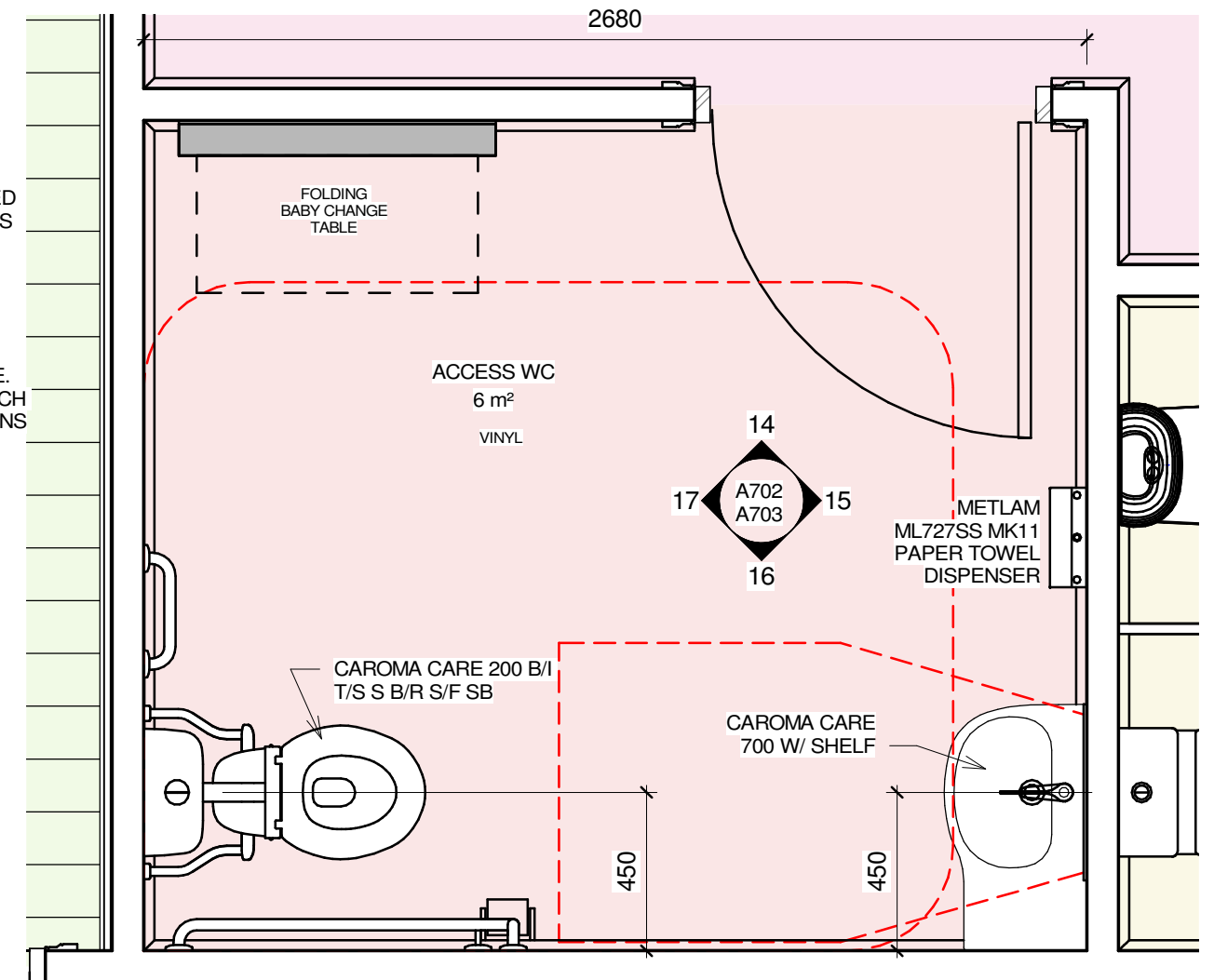


**ELEVATION 12**  
1:50

SS GRAB RAILS TO AS1428.1



**ELEVATION 13**  
1:50



**DETAIL FLOOR PLAN 2**  
sheet ref A700 1:20

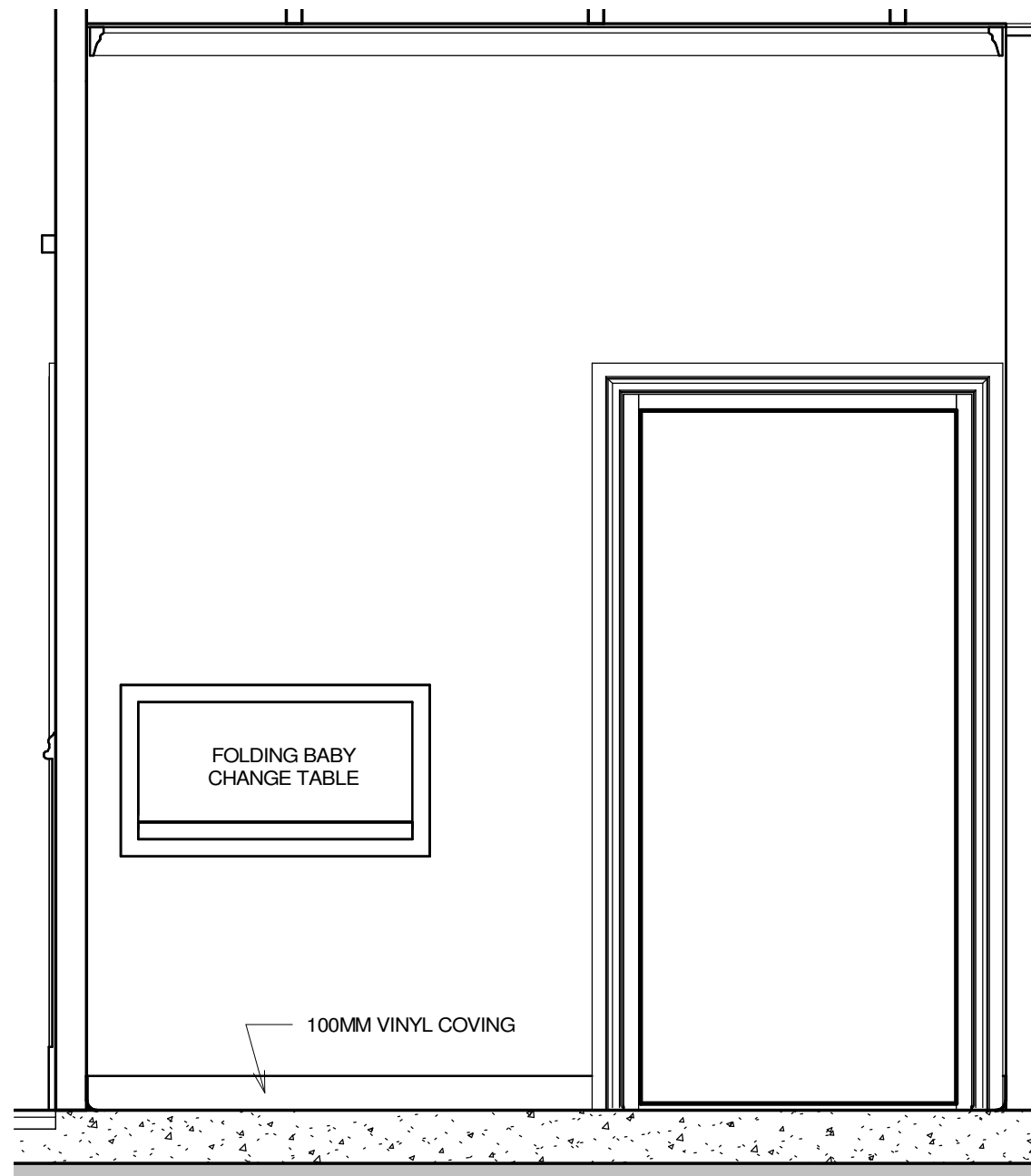
**CC/ TENDER ISSUE**



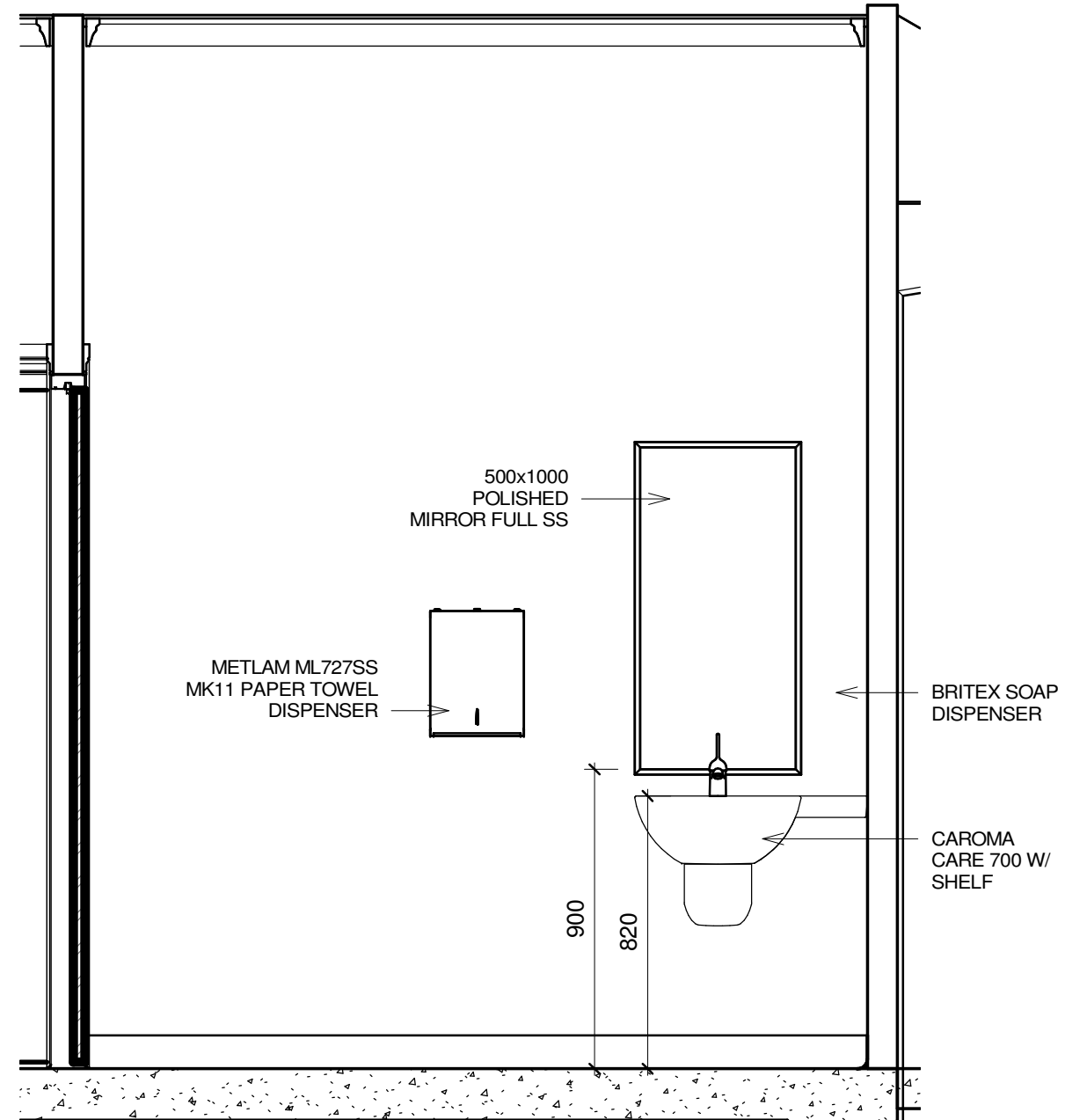
CONTRACTORS MUST VERIFY ALL DIMENSIONS ON SITE BEFORE COMMENCING ANY WORK OR PREPARING SHOP DRAWINGS

All Architectural drawing sheets to be cross-referenced with other relevant disciplines.

No.	Description	Date



**ELEVATION 14**  
sheet ref A700 1:20



**ELEVATION 15**  
sheet ref A700 1:20

**CC/ TENDER ISSUE**



19 THE TERRACE  
CAMBEWARRA NSW 2540  
PH: 02 4666 0777  
E: info@fdg.com.au WEB: www.fdg.com.au  
DO NOT SCALE OFF DRAWINGS. WORK TO FIGURED DIMENSIONS ONLY.  
VERIFY DIMENSIONS ON SITE PRIOR TO COMMENCING WORK.  
NOMINATED ARCHITECT: STEPHEN JOHANSSON - NSW REG No. 7168

PROJECT  
WANDELLA HALL  
LOT 171 & LOT 179, DP 752164 WANDELLA ROAD

THIS DRAWING IS COPYRIGHT & IS THE PROPERTY OF FACILITY DESIGN GROUP PTY LTD

CLIENT



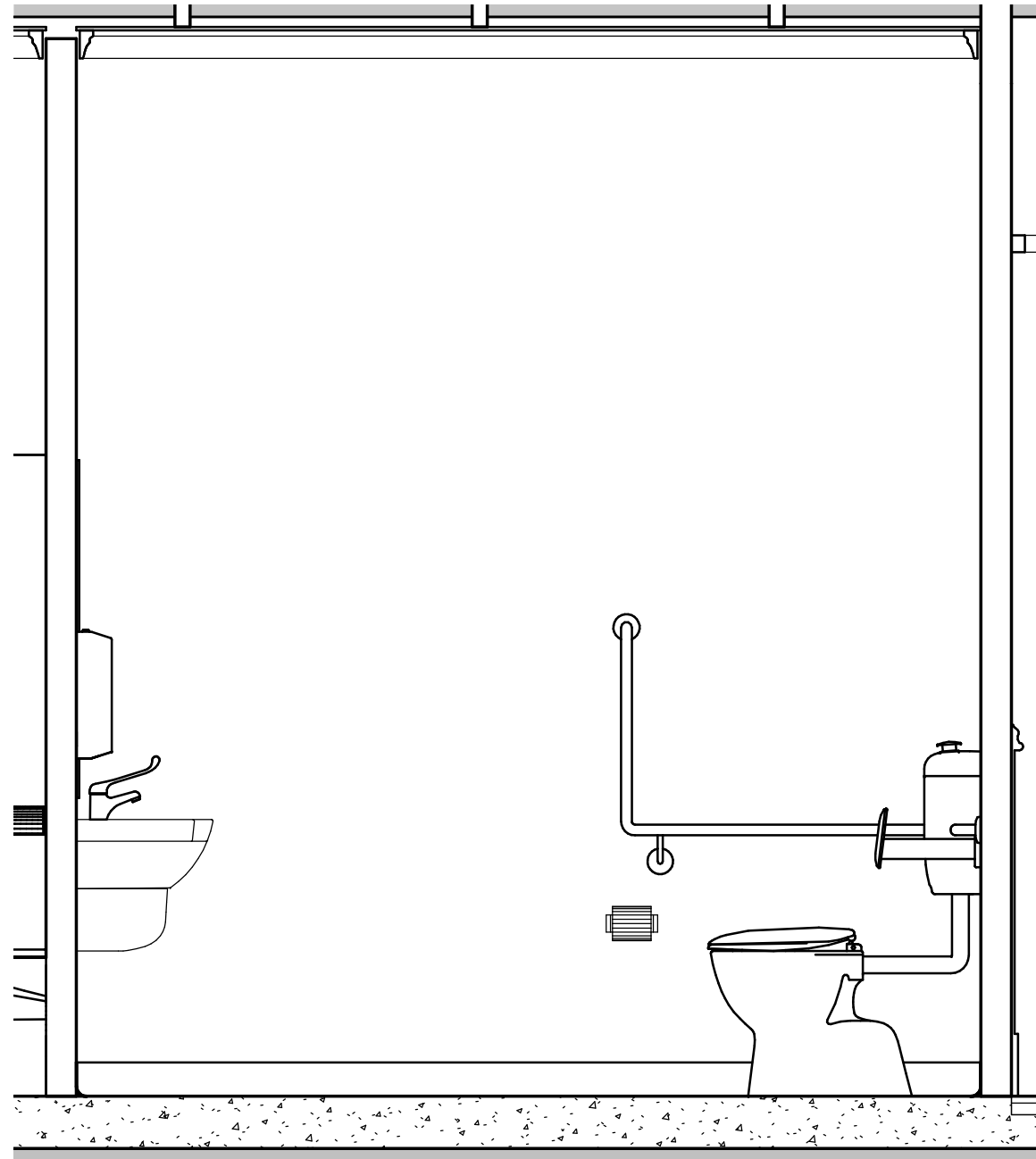
DRAWING TITLE  
DETAIL ELEVATIONS 3

DRAWING No.	A702	A3 PRINT SIZE	REVISION
SCALE 1:20	DATE 31.5.22	JOB No. W332	

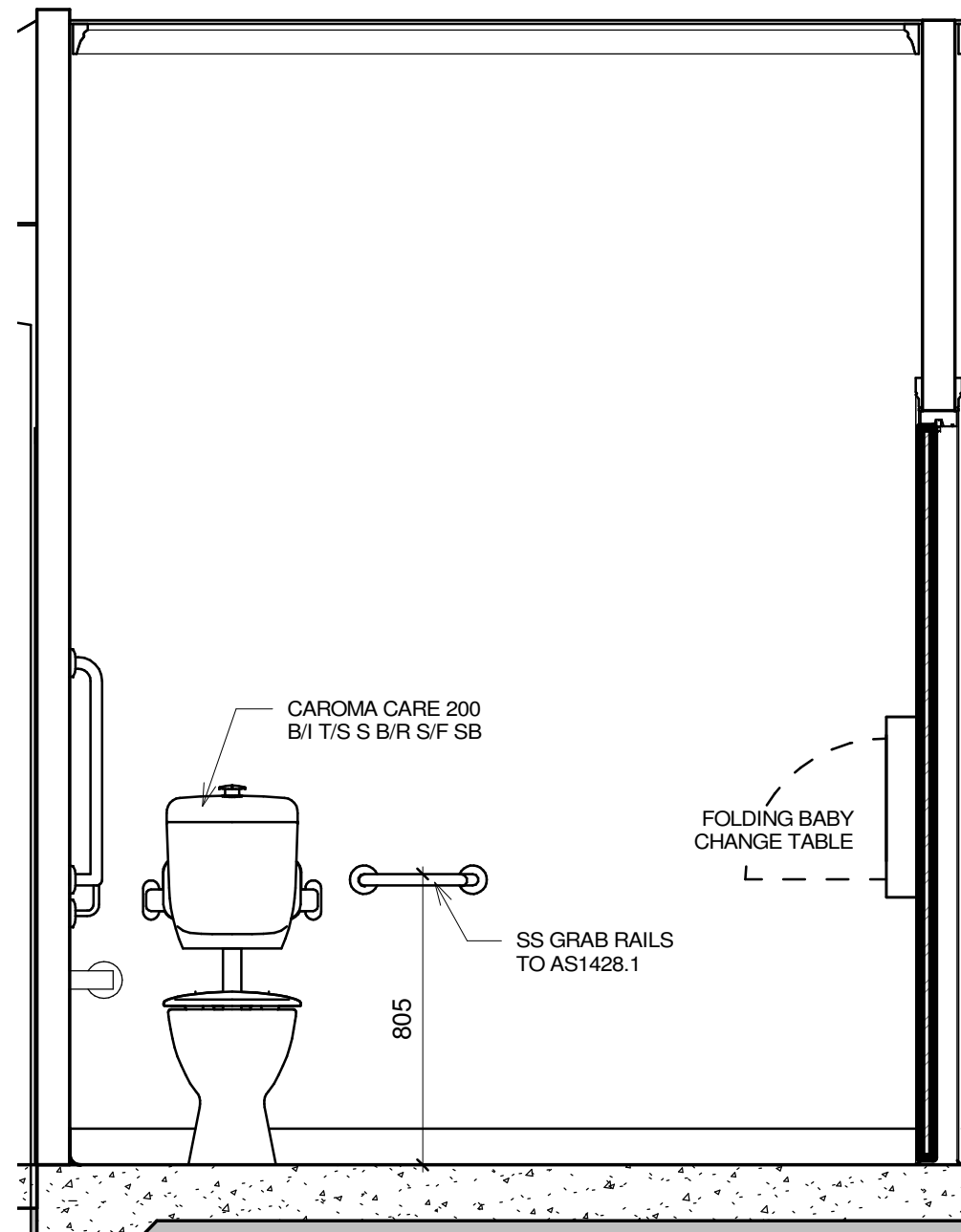
CONTRACTORS MUST VERIFY ALL DIMENSIONS ON SITE BEFORE COMMENCING ANY WORK OR PREPARING SHOP DRAWINGS

All Architectural drawing sheets to be cross-referenced with other relevant disciplines.

No.	Description	Date

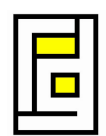


**ELEVATION 16**  
sheet ref A700 1:20



**ELEVATION 17**  
sheet ref A700 1:20

**CC/ TENDER ISSUE**



**FACILITY  
DESIGN GROUP**  
Architecture & Construction

19 THE TERRACE  
CAMBEWARRA NSW 2540  
PH: 02 4666 0777  
E: info@fdg.com.au WEB: www.fdg.com.au  
DO NOT SCALE OFF DRAWINGS. WORK TO FIGURED DIMENSIONS ONLY.  
VERIFY DIMENSIONS ON SITE PRIOR TO COMMENCING WORK.  
NOMINATED ARCHITECT: STEPHEN JOHANSSON - NSW REG No. 7168

PROJECT  
WANDELLA HALL  
LOT 171 & LOT 179, DP 752164 WANDELLA ROAD


THIS DRAWING IS COPYRIGHT & IS THE PROPERTY OF FACILITY DESIGN GROUP PTY LTD

CLIENT



DRAWING TITLE  
DETAIL ELEVATIONS 4

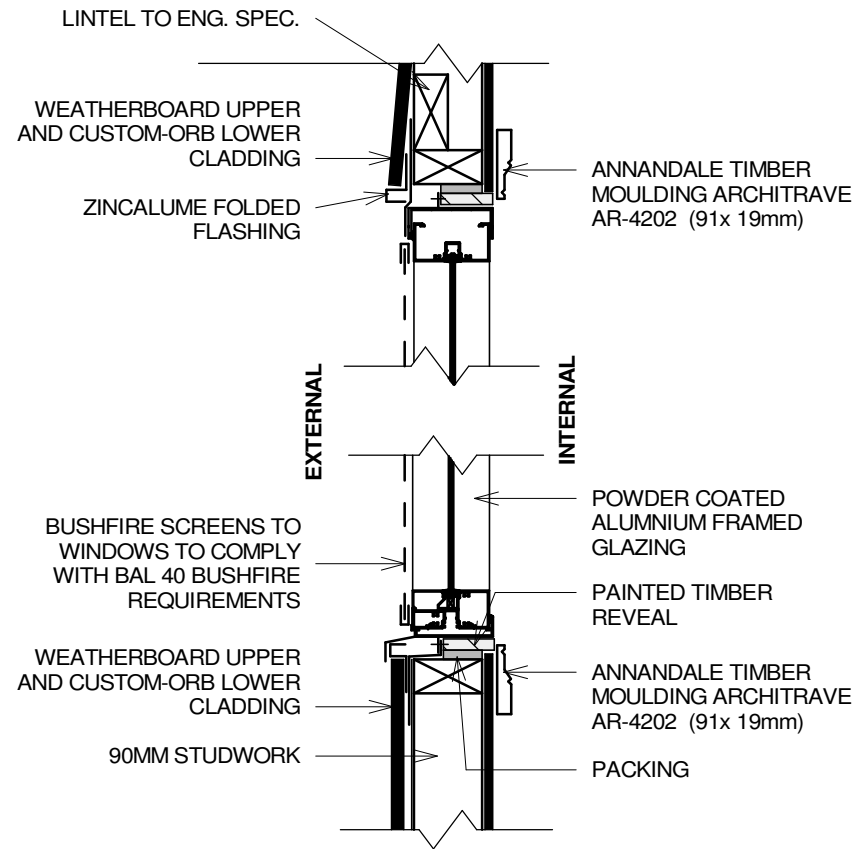
DRAWING No.	A703	A3 PRINT SIZE	REVISION
SCALE 1:20	DATE 31.5.22	JOB No. W332	



**Cove Fillet**

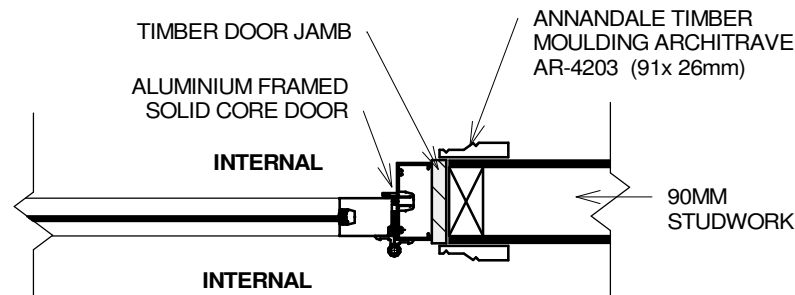
Provides a properly shaped radius section at floor to wall transition to act as a supporting base for covered sheet vinyl flooring. Available in 20mm x 20mm.

**TYPICAL 'ÁRMSTRONG' VINYL COVING DETAIL**



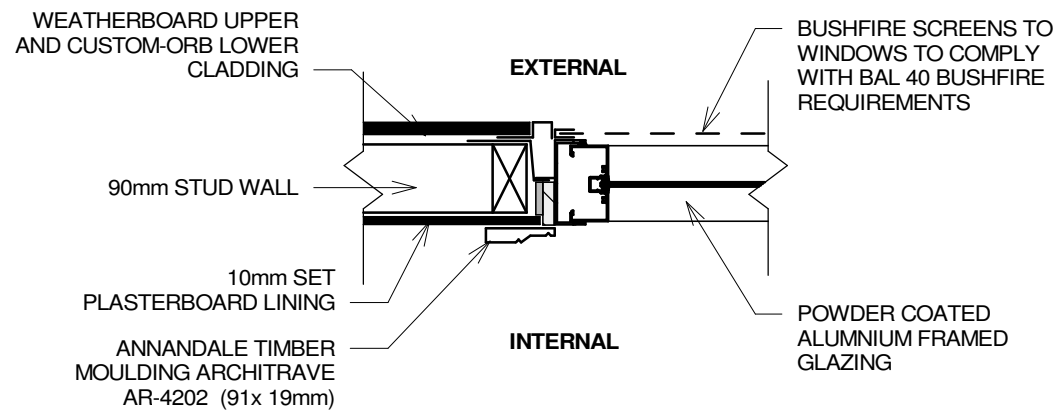
**TYPICAL WINDOW DETAIL SECTIONAL VIEW**

SCALE: 1:10



**TYPICAL INTERNAL DOOR DETAIL PLAN VIEW**

SCALE: 1:10

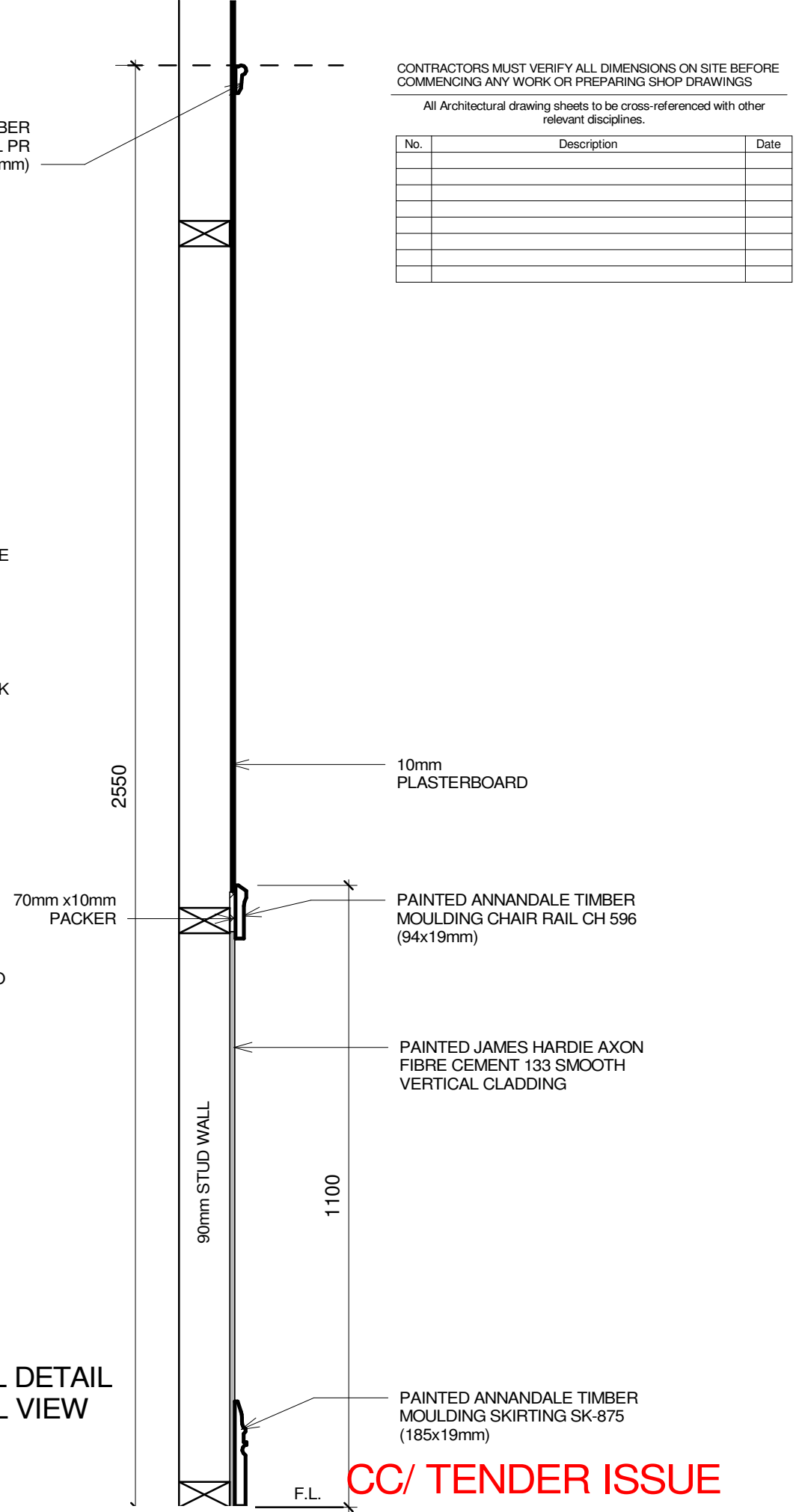


**TYPICAL WINDOW DETAIL PLAN VIEW**

SCALE: 1:10

**CHAIR RAIL DETAIL SECTIONAL VIEW**

SCALE: 1:10



CONTRACTORS MUST VERIFY ALL DIMENSIONS ON SITE BEFORE COMMENCING ANY WORK OR PREPARING SHOP DRAWINGS

All Architectural drawing sheets to be cross-referenced with other relevant disciplines.

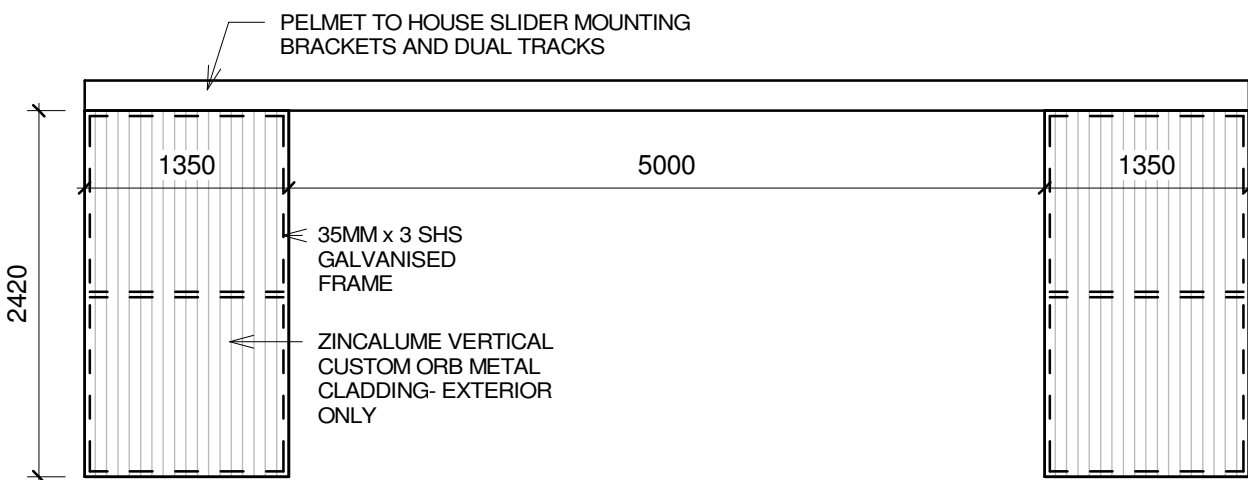
No.	Description	Date

**CC/ TENDER ISSUE**


CONTRACTORS MUST VERIFY ALL DIMENSIONS ON SITE BEFORE COMMENCING ANY WORK OR PREPARING SHOP DRAWINGS

All Architectural drawing sheets to be cross-referenced with other relevant disciplines.

No.	Description	Date



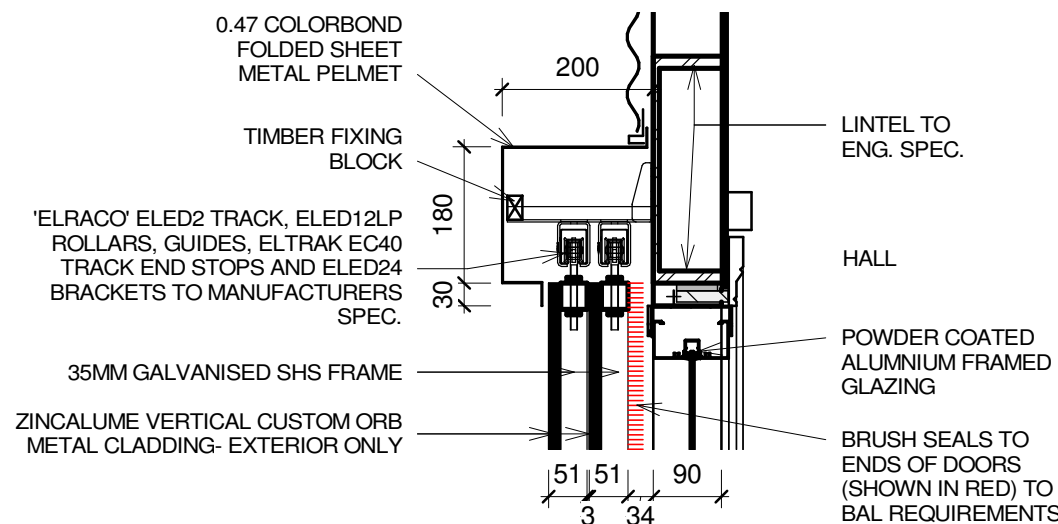
**OPEN POSITION**



**CLOSED POSITION**

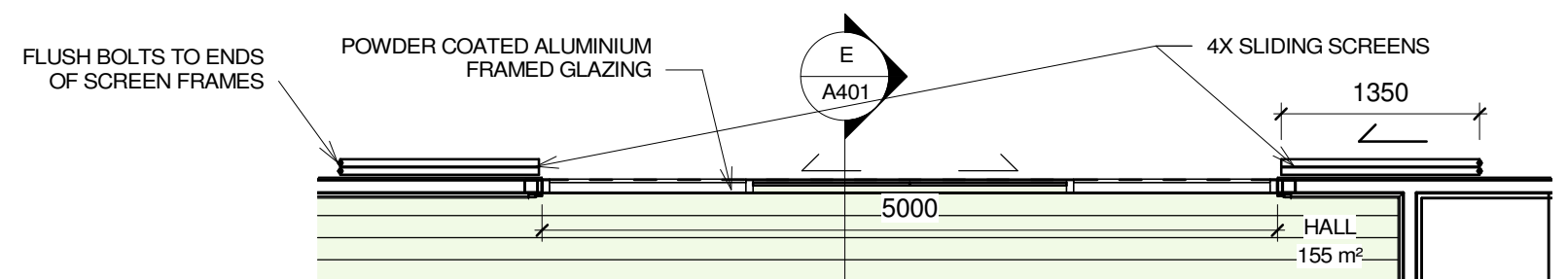
# 4x SLIDING SCREEN ELEVATIONS

1 : 50



**DETAIL 7**

sheet ref A602 1 : 10



**DETAIL 6**


1 : 50

**CC/ TENDER ISSUE**

CONTRACTORS MUST VERIFY ALL DIMENSIONS ON SITE BEFORE COMMENCING ANY WORK OR PREPARING SHOP DRAWINGS

All Architectural drawing sheets to be cross-referenced with other relevant disciplines.

No.	Description	Date



**COLORBOND SURFMIST**

- UPPER WALL CLADDING- CEMINTEL 180mm BALMORAL WEATHERBOARDS
- SLIDING WALL PANELS (BUSHFIRE SCREENS)- VERTICAL CUSTOM-ORB
- CEMINTEL 900mm x 2400mm x 9mm EXPRESS PANEL WALL CLADDING

SURFMIST®




**WHITE**

- RAKED SOFFITS



**COLORBOND WINDSPRAY**

- LOWER WALL CLADDING- HORIZONTAL CUSTOM-ORB
- FASCIA
- FINIALS
- AWNING BRACKETS
- EXTERNAL COLUMNS AND BEAMS



**BLACK**

- BUSHFIRE SCREENS TO WINDOWS TO COMPLY WITH BAL 40 BUSHFIRE REQUIREMENTS: MAXIMUM APERTURE OF 2mm, CORROSION-RESISTANT STEEL.



**ZINCALUME**

- ROOFING
- FLASHING
- CAPPING
- GUTTERS AND DOWNPIPES



**COLORBOND BASALT**

- POWDER COATED ALUMINIUM FRAMED FIXED GLAZING, SLIDING DOORS AND WINDOWS
- ROLLAR SHUTTERS

**CC/ TENDER ISSUE**

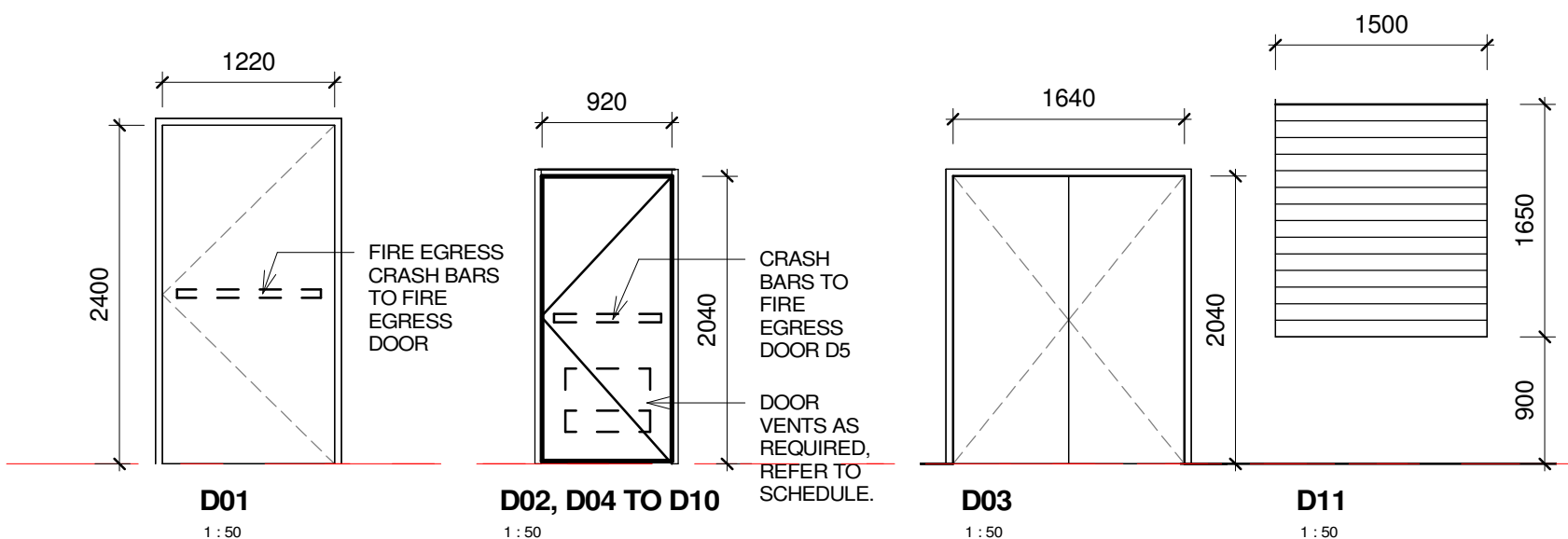
Door Schedule

Mark	Location	Height	Width	Description
D01	ENTRY	2400	1220	ALUMINIUM FRAMED SOLID CORE DOOR-METAL EXTERNAL FACE, SELF CLOSING- FIRE EGRESS DOOR
D02	MEETING ROOM/ STORE 2	2040	920	ALUMINIUM FRAMED SOLID CORE DOOR, SELF CLOSING
D03	MEETING ROOM/ STORE 2	2040	1640	ALUMINIUM FRAMED SOLID CORE DOUBLE LEAF DOOR, SELF CLOSING
D04	STORE 1	2040	920	ALUMINIUM FRAMED SOLID CORE DOOR, SELF CLOSING
D05	HALL	2040	920	ALUMINIUM FRAMED SOLID CORE DOOR-METAL EXTERNAL FACE, SELF CLOSING- FIRE EGRESS DOOR
D06	ACCESS WC	2040	920	ALUMINIUM FRAMED SOLID CORE DOOR, 600x150 VENTILATION GRILL, SELF CLOSING
D07	FEMALE	2040	920	ALUMINIUM FRAMED SOLID CORE DOOR, 600x450 VENTILATION GRILL, SELF CLOSING
D08	MALE	2040	920	ALUMINIUM FRAMED SOLID CORE DOOR, 600x450 VENTILATION GRILL, SELF CLOSING
D09	VESITBULE	2040	920	ALUMINIUM FRAMED SOLID CORE DOOR, SELF CLOSING
D10	HWS/ CLEANER	2040	920	ALUMINIUM FRAMED SOLID CORE DOOR, 600x150 VENTILATION GRILL, SELF CLOSING
D11	KITCHEN	1650	1500	COLORBOND ROLLAR SHUTTER

CONTRACTORS MUST VERIFY ALL DIMENSIONS ON SITE BEFORE COMMENCING ANY WORK OR PREPARING SHOP DRAWINGS

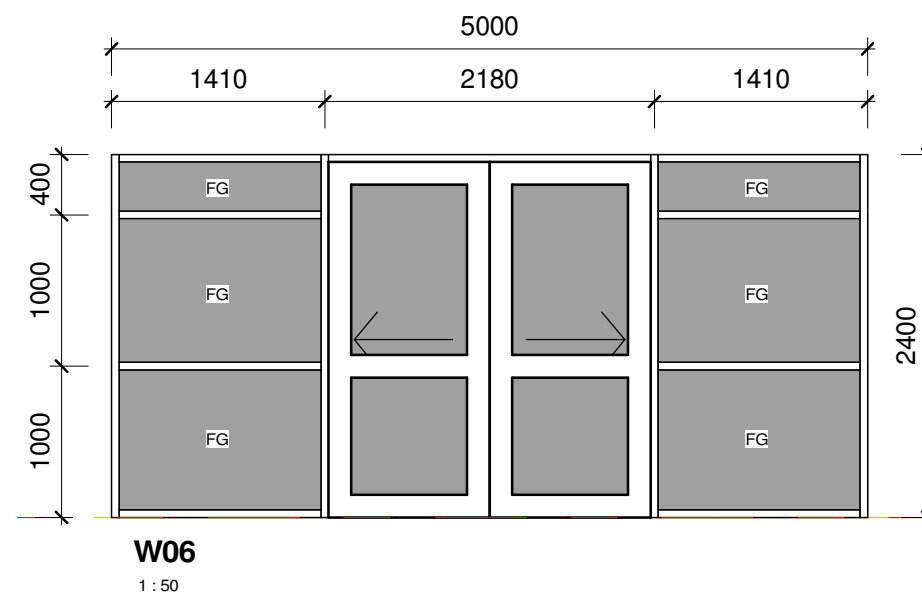
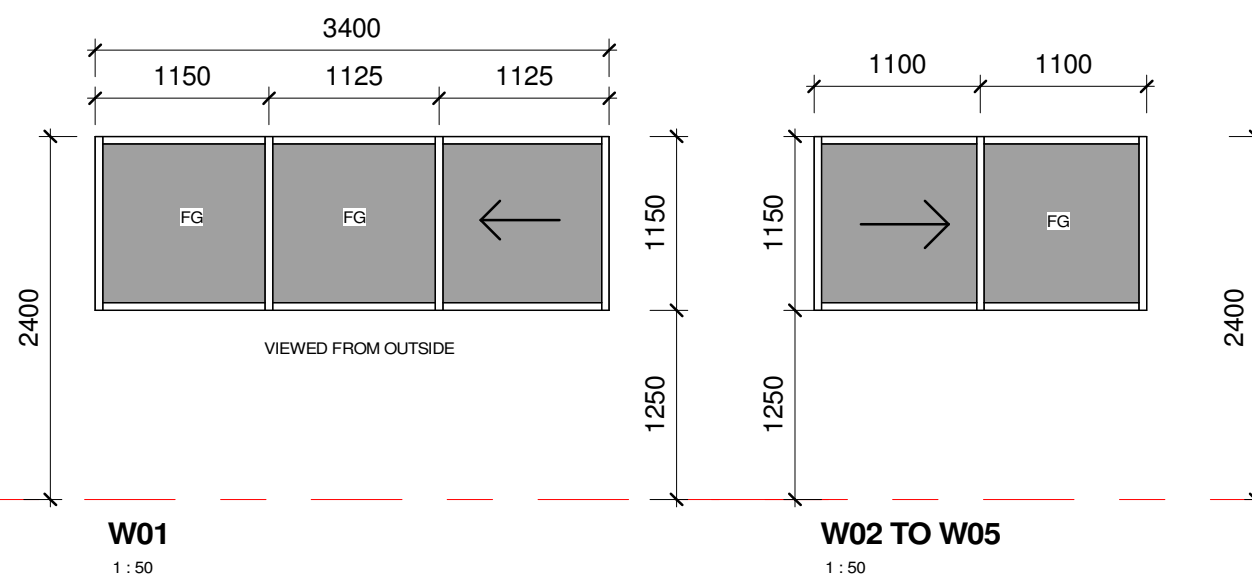
All Architectural drawing sheets to be cross-referenced with other relevant disciplines.

No.	Description	Date



BUSHFIRE SCREENS TO WINDOWS TO COMPLY WITH BAL BUSHFIRE REQUIREMENTS

Glazing Schedule				
Mark	Location.	Length	Height	Description
W01	MEETING ROOM/ STORE 2	3400	1150	POWDER COATED ALUMINIUM FRAMED SLIDING WINDOW- GLAZING EQUAL TO OR LESS THAN U-VALUE 7.1 AND A SHGC-VALUE OF 0.56; TINTED SINGLE GLAZING
W02	HALL	2200	1150	POWDER COATED ALUMINIUM FRAMED SLIDING WINDOW- GLAZING EQUAL TO OR LESS THAN U-VALUE 7.1 AND A SHGC-VALUE OF 0.56; TINTED SINGLE GLAZING
W03	HALL	2200	1150	POWDER COATED ALUMINIUM FRAMED SLIDING WINDOW- GLAZING EQUAL TO OR LESS THAN U-VALUE 7.1 AND A SHGC-VALUE OF 0.56; TINTED SINGLE GLAZING
W04	HALL	2200	1150	POWDER COATED ALUMINIUM FRAMED SLIDING WINDOW- GLAZING EQUAL TO OR LESS THAN U-VALUE 7.1 AND A SHGC-VALUE OF 0.56; TINTED SINGLE GLAZING
W05	HALL	2200	1150	POWDER COATED ALUMINIUM FRAMED SLIDING WINDOW- GLAZING EQUAL TO OR LESS THAN U-VALUE 7.1 AND A SHGC-VALUE OF 0.56; TINTED SINGLE GLAZING
W06	HALL	5000	2400	POWDER COATED ALUMINIUM FRAMED FIXED GLAZING AND SLIDING DOORS- GLAZING EQUAL TO OR LESS THAN U-VALUE 7.1 AND A SHGC-VALUE OF 0.56; TINTED SINGLE GLAZING



**CC/ TENDER ISSUE**




19 THE TERRACE  
CAMBEWARRA NSW 2540  
PH: 02 4666 0777  
E: info@fdg.com.au WEB: www.fdg.com.au  
DO NOT SCALE OFF DRAWINGS. WORK TO FIGURED DIMENSIONS ONLY.  
VERIFY DIMENSIONS ON SITE PRIOR TO COMMENCING WORK.  
NOMINATED ARCHITECT: STEPHEN JOHANSSON - NSW REG No. 7168

PROJECT  
WANDELLA HALL  
LOT 171 & LOT 179, DP 752164 WANDELLA ROAD

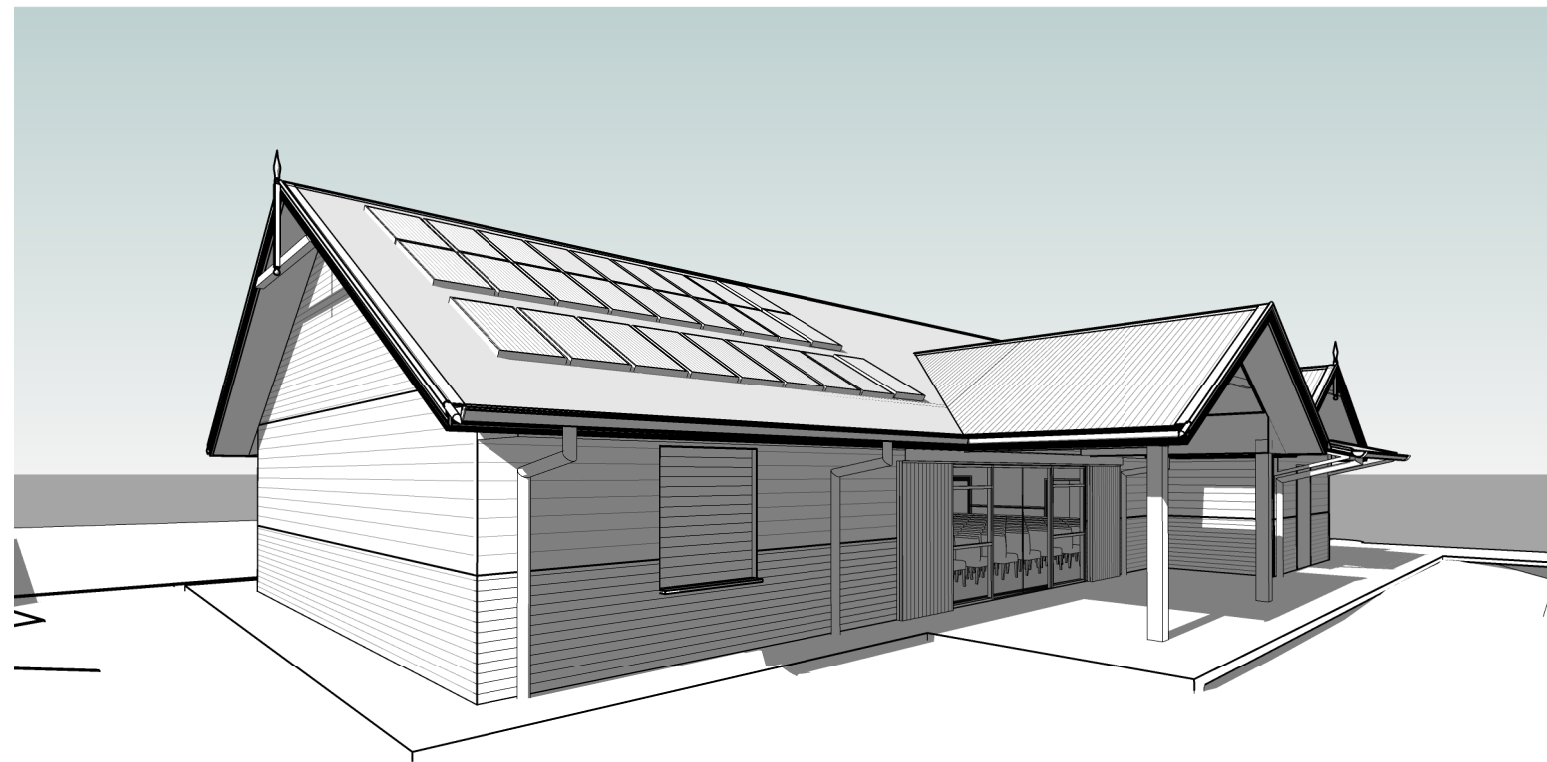
THIS DRAWING IS COPYRIGHT & IS THE PROPERTY OF FACILITY DESIGN GROUP PTY LTD



DRAWING TITLE WINDOW AND DOOR SCHEDULE			
DRAWING No.	A1000	A3 PRINT SIZE	REVISION
SCALE	1 : 50	DATE	31.5.22
		JOB No.	W332



**NORTH WEST VIEW**



**NORTH EAST VIEW**

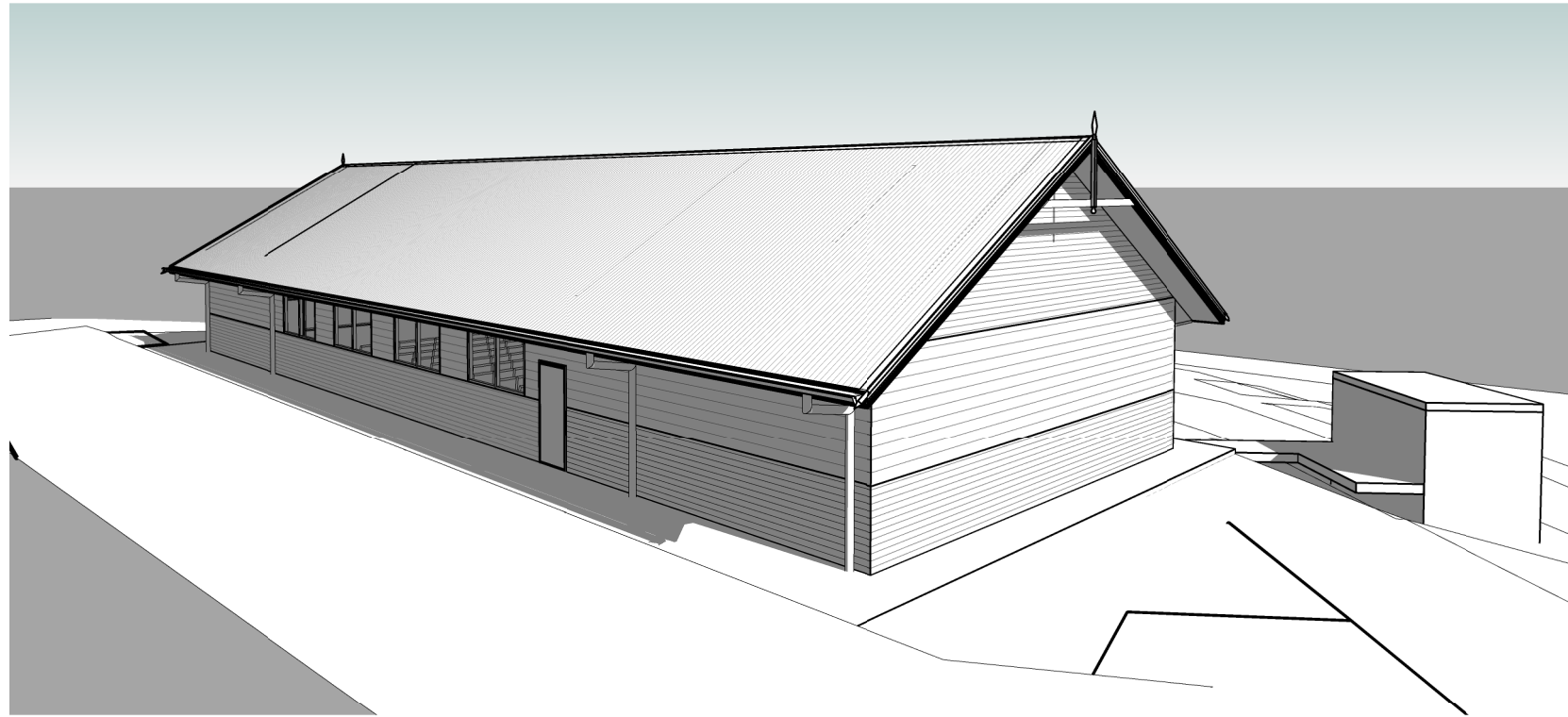
CONTRACTORS MUST VERIFY ALL DIMENSIONS ON SITE BEFORE COMMENCING ANY WORK OR PREPARING SHOP DRAWINGS

All Architectural drawing sheets to be cross-referenced with other relevant disciplines.


No.	Description	Date

**CC/ TENDER ISSUE**

 <b>FACILITY DESIGN GROUP</b> Architecture & Construction	19 THE TERRACE CAMBEWARRA NSW 2540 PH: 02 4666 0777 E: info@fdg.com.au WEB: www.fdg.com.au DO NOT SCALE OFF DRAWINGS. WORK TO FIGURED DIMENSIONS ONLY. VERIFY DIMENSIONS ON SITE PRIOR TO COMMENCING WORK. NOMINATED ARCHITECT: STEPHEN JOHANSSON - NSW REG No. 7168	PROJECT WANDELLA HALL LOT 171 & LOT 179, DP 752164 WANDELLA ROAD	CLIENT 	DRAWING TITLE PERSPECTIVES 1	
		THIS DRAWING IS COPYRIGHT & IS THE PROPERTY OF FACILITY DESIGN GROUP PTY LTD		DRAWING No. <b>A3000</b> A3 PRINT SIZE SCALE DATE 31.5.22 JOB No. W332 REVISION	



**SOUTH EAST VIEW**



**PROPOSED HALL**

CONTRACTORS MUST VERIFY ALL DIMENSIONS ON SITE BEFORE COMMENCING ANY WORK OR PREPARING SHOP DRAWINGS

All Architectural drawing sheets to be cross-referenced with other relevant disciplines.

No.	Description	Date

**CC/ TENDER ISSUE**